



CITY OF TAMARAC
NOTICE OF WORKSHOP MEETING
CITY COMMISSION OF TAMARAC, FL
City Hall - Conference Room 105
December 10, 2018

CALL TO ORDER:

9:30 a.m.

ROLL CALL:

PLEDGE OF ALLEGIANCE:

Commissioner E. Mike Gelin

1. TR13217 - Federal Legislative Agenda

Item No. 6 (j) on the Consent Agenda. (TR13217) A Resolution of the City Commission of the City of Tamarac, Florida, approving the city of Tamarac 2019 Federal Legislative Agenda; directing the City Clerk to transmit a copy of the City of Tamarac 2019 Federal Legislative Agenda to the National League of Cities, the U.S. Senators from Florida, Florida Congressional Delegation and the Broward County Board of County Commissioners; providing for conflicts; providing for severability; and providing for an effective date.- ***Ferguson Group, LLC - Senior Advisor Val Gelnovatch and Assistant to the City Manager Laura Karpaviciute***

2. TR13213 - State Legislative Agenda

Item No. 6 (l) on the Consent Agenda. (TR13213) A Resolution of the City Commission of the City of Tamarac, Florida, approving the City of Tamarac Legislative Agenda for the 2019 State of Florida Legislative Session; directing the City Clerk to transmit a copy of the City of Tamarac Legislative Agenda for the 2019 State Legislative Session to the Florida League of Cities, the Broward League of Cities, the Broward County Legislative Delegation and the Broward County Board of County Commissioners; providing for conflicts; providing for severability; and providing for an effective date. - ***Assistant to the City Manager Laura Karpaviciute***

3. TR13218 - Bid 18-04RB - TSC Field 4 Renovation Project and Site Improvements

Item No. 6 (f) on the Consent Agenda. (TR13218) A Resolution of the City Commission of the City of Tamarac, Florida, authorizing the appropriate City Officials to award Bid #18-04RB, titled "Rebid Tamarac Sports Complex Field #4 Renovation Project" and execute an Agreement with XGD Systems, LLC, for the construction of Tamarac Sports Complex Field #4 Renovation Project, in an amount not to exceed \$1,145,762.02; a contingency in the amount of \$114,576.20 will be added to the project account for a total project budget of \$1,260,338.22; providing for conflicts; providing for severability; and providing for an effective date. - ***Parks & Recreation Director Greg Warner, Public Services Assistant Director/Capital Projects Manager John Doherty and Purchasing/Contracts Manager Keith Glatz***

Commission District(s): District 3

4. TR13214 - Consolidated Annual Performance Evaluation Report

Item No. 9 (a) on Public Hearing(s). (TR13214) A Resolution of the City Commission of the City of Tamarac, Florida approving the Consolidated Annual Performance Evaluation Report (CAPER FY2017-2018) which is attached hereto as Exhibit "A" for the U.S. Department of Housing & Urban Development (HUD)'s Community Development Block Grant (CDBG) Programs for HUD's Fiscal Year 2017-2018; providing for conflicts; providing for severability; and providing for an effective date. - **Community Development Director Maxine Calloway and Housing & Neighborhood Programs Manager Coleen Christie**

Commission District(s): Citywide

5. TR13216 - 2nd Amendment to Five Year Consolidated Plan FY 2015/16 Through 2019/20 to Add New Activities and Reallocate Funds

Item No. 9 (b) on Public Hearing(s). (TR13216) A Resolution of the City Commission of the City of Tamarac, Florida, approving a Second Amendment to the City's previously adopted Five-Year Consolidated Plan covering Fiscal Years 2015/16 through 2019/20 attached hereto as Exhibit "A" for expenditure of the U.S. Housing and Urban Development Community Development Block Grant; providing for the incorporation of new public service activities and the re-allocation of funds to cover the cost associated with the new activities; providing for conflicts; providing for severability; and providing for an effective date. - **Community Development Director Maxine Calloway and Housing & Neighborhood Programs Manager Coleen Christie**

Commission District(s): Citywide

6. TR13215 - Tamarac Lakes South Watermain Improvements Project Change Order No. 1

Item No. 6 (e) on the Consent Agenda. (TR13215) A Resolution of the City Commission of the City of Tamarac, Florida, approving Change Order No. 1 to the Agreement with Roadway Construction, LLC for the Tamarac Lakes South Watermain Improvements Project, to change the pipe size from 8 inches to 12 inches along the Northern Pipeline Route to accommodate a future connection of the Tamarac Utilities East communities to the City of Tamarac's Water Distribution System at a cost not to exceed \$194,520.84; authorizing the appropriate City Officials to execute Change Order No. 1; authorizing an appropriation of \$194,520.84 to fund Change Order No. 1; providing for conflicts; providing for severability; and providing an effective date. - **Public Services Director Jack Strain presenting**

Commission District(s): District 1

7. Economic Development Update

Economic Development Update - **City Manager Michael Cernech, Assistant City Manager Kathleen Gunn and Assistant to the City Manager Laura Karpaviciute**

8. TR13212 - Election of a Vice Mayor

Item No. 6 (g) on the Consent Agenda. (TR13212) A Resolution of the City Commission of the City of Tamarac, Florida, electing a Vice Mayor to serve a term beginning December 12, 2018 and ending November 2019, with no succession; providing for conflicts; providing for severability; and providing for an effective date. - **Assistant City Clerk Lillian Pabon**

9. Other

The City Commission may consider and act upon such other business as may come before it. In the event this agenda must be revised, such revised copies will be available to the public at the City Commission meeting.

Pursuant to Chapter 286.0105, Florida Statutes, if a person decides to appeal any decision made by the City Commission with respect to any matter considered at such meeting or hearing, he may need to ensure that a verbatim record of the proceedings is made which record includes the testimony and evidence upon which the appeal is based.

The City of Tamarac complies with the provisions of the Americans with Disabilities Act. If you are a disabled person requiring any accommodations or assistance, please notify the City Clerk's Office at (954) 597-3505 of such need at least 48 hours (2 days) in advance. Additionally, if you are hearing or speech impaired and need

assistance, you may contact the Florida Relay Service at either of the following numbers: 1-800-955-8770 or 1-800-955-8771.

A handwritten signature in blue ink, reading "Patricia Teufel". The signature is written in a cursive style with a large initial "P" and a long, sweeping underline.

Patricia Teufel, CMC
City Clerk



Title - 9:30 a.m.

9:30 a.m.



Title - Commissioner E. Mike Gelin

Commissioner E. Mike Gelin



Title - TR13217 - Federal Legislative Agenda

Item No. 6 (j) on the Consent Agenda. (TR13217) A Resolution of the City Commission of the City of Tamarac, Florida, approving the city of Tamarac 2019 Federal Legislative Agenda; directing the City Clerk to transmit a copy of the City of Tamarac 2019 Federal Legislative Agenda to the National League of Cities, the U.S. Senators from Florida, Florida Congressional Delegation and the Broward County Board of County Commissioners; providing for conflicts; providing for severability; and providing for an effective date.- ***Ferguson Group, LLC - Senior Advisor Val Gelnovatch and Assistant to the City Manager Laura Karpaviciute***

ATTACHMENTS:

| Description | Upload Date | Type |
|---|--------------------|-------------|
| ▣ TR 13217 - Federal Legislative Agenda - Memo | 12/6/2018 | Cover Memo |
| ▣ TR13217 - Federal Legislative Agenda - Resolution | 12/6/2018 | Resolution |
| ▣ TR 13217 - Federal Legislative Agenda - Exhibit A | 12/6/2018 | Exhibit |

**CITY OF TAMARAC
INTEROFFICE MEMORANDUM
CITY MANAGER'S OFFICE**

**TO: Michael C. Cernech,
City Manager**

DATE: December 3, 2018

**THRU: Kathleen Gunn, Assistant City
Manager**

**FROM: Laura Karpaviciute,
Assistant to the City Manager**

**RE: TR# 13217 City of Tamarac 2019
Federal Legislative Agenda**

RECOMMENDATION:

Place the above referenced TR# 13217 on the December 12, 2018 City Commission Meeting agenda for Commission consideration.

ISSUE:

Approval of a resolution adopting the City of Tamarac 2019 Federal Legislative Agenda.

BACKGROUND:

The City of Tamarac actively monitors and takes positions on Federal, State and local legislation proposals that may impact the City and the City's ability to ensure the quality of life and provide services to Tamarac's residential and business communities.

Economic Development

The City of Tamarac supports the Federal programs that promote economic development, creation of jobs that pay a living wage, business attraction, retention and growth, and ongoing assistance to small businesses.

Reauthorize New Market Tax Credits:

Current authorization for the New Market Tax Credit (NMTC) program runs through December 31, 2019. It is designed to attract private capital into low-income communities by permitting individual and corporate investors to receive a tax credit against their federal income tax in exchange for making equity investments in specialized financial intermediaries called Community Development Entities (CDEs). This program offers tax benefits to investors that can add up to 39% tax credits over 7 years and helps the qualified low-income community businesses get increased access to capital that may otherwise be challenging to secure. The City supports the continued reauthorization of the New Market Tax Credit (NMTC) program, as a potential option available to incentivize investors to inject capital into qualified low-income areas in Tamarac.

Opportunity Zones:

The Tax Jobs and Cuts Act of 2017 created a Federal Opportunity Zone program. This new economic development incentive program is aimed at promoting investment in the qualified low-income, high-poverty and high-unemployment areas. Capital gains invested through the qualified opportunity funds (QOF) into the qualified Federal Opportunity Zone businesses and property are eligible for a tax deferral until the investment is sold (or until December 31, 2026). In addition, investors can qualify for a partial or full exclusion from taxes of the deferred gains depending on how long the investment is held in the QOF (starting with 10% exclusion after 5 years and full exclusion if held 10 years or more). The rulemaking for this program is still underway.

Only a limited number of low-income census tracts could be submitted by the State Governors for certification by the U.S. Treasury Department. Tamarac has advocated with the Governor's Office for the creation of Opportunity Zones within the City and successfully secured the Federal Opportunity Zone status for the portion of the City located east of the Turnpike and south of Commercial Blvd.

The City supports an expansion of this program to any other additional eligible low-income census tracts and qualified contiguous areas. Tamarac is also in favor of rules and regulations that promote projects that are the drivers for the area and catalyze economic revitalization, investment in business and job creation, and raise the median income of residents residing in and around Opportunity Zones.

Infrastructure

The City also supports comprehensive and reliable long-term federal funding for critical infrastructure projects meeting local needs and priorities in the area of transportation, community development, housing, and education.

Municipal Bonds:

Nearly two-thirds of core infrastructure investments in the United States are financed with municipal bonds. A reduction or elimination of the tax-exempt status on municipal debt will result in either fewer resources available to finance these projects or increased cost which will be passed on to the public through higher taxes or fees to pay down the debt. Municipal bonds provide for a fiscally prudent and equitable way to finance infrastructure improvements, because debt payments are distributed throughout the years and paid by those who benefit from said improvements. The City of Tamarac supports the preservation of the tax-exempt status of municipal bonds as a primary mechanism for investing in infrastructure projects that address the local infrastructure needs.

Transportation:

Traffic flow in Tamarac has been identified as one of the top community priorities in the last two community surveys. Well-funded and comprehensive transportation initiatives are needed to address traffic congestion, improve resident quality of life, reduce environmental impact, and promote economic development. The City supports the allocation of funding for convenient, connected, and comprehensive transportation network and public transit solutions.

Water:

The City supports continuous reauthorization of the Water Resources Development Act (WRDA) and funding for Water Infrastructure Finance and Innovation Act and the Drinking

Water State Revolving Loan Fund Program. We encourage a higher level of support for water infrastructure projects, including projects that ensure the safety of drinking water. We are committed to maintaining and enhancing Tamarac's water, wastewater and stormwater infrastructure and ensuring the safety and quality of our drinking water.

The City is committed to operating in a transparent manner and publishes an annual Water Quality Report. The City of Tamarac and the American Water Works Association have raised concerns over the proposal included in the WRDA bill that would require providing the consumer confidence reports twice a year. This requirement could potentially translate into significant monetary and human resources expenses, especially if the rule is interpreted to require us to undertake an extensive data collection twice a year.

Sustaining the Affordable Housing Stock via HUD (Department of Housing and Urban Development) Programs

The City of Tamarac has a significant affordable housing stock. We recognize that the shortage and loss of affordable housing available to low and moderate-income households exacerbates the housing crisis faced by many individuals and families nationwide and locally and has a wide-reaching impact on our economy. In Tamarac, the preservation of existing affordable housing stock is the most cost-effective method for providing and sustaining affordable housing, since the primary cause of the loss of affordable homes is deterioration due to the age of housing or neglect by homeowners.

Initiatives that address home deterioration, such as the City's Minor Home Repair program, provide seniors, retirees, citizens with special needs and low to moderate income families with an opportunity to remain in their homes and communities, thus contributing to a stable and prosperous economy. Federal funds received for Tamarac's housing programs have enabled the City to assist Tamarac's low to moderate income residents with home repairs to correct health and safety hazards, weatherization as well as address any building or code deficiencies of owner occupied properties. The chart below displays federal funds received from the Community Development Block Grant (CDBG) and Home Investment Partnerships (HOME) programs along with the number of households assisted over the most recent 5 years.

| Funding Year | Funding Source | Funding Amount | Total Number of Households Assisted |
|--------------|----------------|----------------|-------------------------------------|
| FY2017/2018 | HUD/CDBG | \$338,151.00 | 7 |
| FY2016/2017 | HUD/CDBG | \$384,932.00 | 8 |
| FY2015/2016 | HUD/CDBG | \$367,949.00 | 8 |
| FY2014/2015 | HUD/CDBG | \$355,970.00 | 10 |
| FY2013/2014 | HUD/CDBG | \$369,060.00 | 9 |
| FY2016/2017 | HUD/HOME | \$82,910.00 | 3 |
| FY2015/2016 | HUD/HOME | \$70,974.00 | 3 |
| FY2014/2015 | HUD/HOME | \$78,448.00 | 4 |
| FY2013/2014 | HUD/HOME | \$74,749.00 | 4 |
| FY2012/2013 | HUD/HOME | \$82,883.00 | 5 |

(Please note that although HOME is a federal funding source, funds are disbursed through Broward County Consortium. Also, HOME is lagging by one fiscal year, thus there is no data for FY2017/2018.)

Recurring and increased allocation of funds for these programs funded through the Department of Housing and Urban Development (HUD) would positively impact the City's ability to provide quality housing, preserve and sustain the existing affordable housing stock available for low to moderate income households while contributing the vitality of neighborhoods and communities.

Disaster preparedness and Recovery

In light of numerous large-scale disasters impacting many communities nationwide from recent hurricanes (e.g. Harvey, Maria, Irma, Matthew) to the widespread wildfires, the Federal Emergency Management Agency (FEMA) programs that assist local governments' disaster response and preparedness efforts are of a vital importance. The timeliness of FEMA reimbursement of local government expenditures is also critical, as it impacts the ability of many communities to respond to the declared emergencies in the future. Tamarac's Public Assistance Project Worksheets pertaining to the reimbursement of the City funds spent to respond to hurricane Irma (\$2.5 million) were submitted more than a year ago. To-date FEMA has yet to obligate the requested funding. Once obligated, it may take another year until the City receives the funds.

Therefore, the City of Tamarac supports and encourages sustained and increased funding for FEMA to ensure the full and timely reimbursement of expenditures incurred by local governments in response to emergencies.

In addition, the City supports FEMA's ongoing efforts aimed at assisting local emergency preparedness efforts through grants.

National Flood Insurance Program

The National Flood Insurance Program (NFIP) was established in 1968 to provide insurance that had proved difficult for the private sector to provide at affordable rates and to promote floodplain management. It is managed by FEMA. In 2017, the Congressional Budget Office published a report on NFIP's financial soundness and affordability and found "that premiums collected by the NFIP for policies in effect in August 2016 fell short of the program's expected costs by \$1.4 billion, mainly because of shortfalls in coastal counties". The program was reauthorized through November 30, 2018 by the National Flood Insurance Program Extension Act of 2018 and recently extended through December 7, 2018.

Policy premium increases seen nationwide as well as concerns over the solvency of this program have a direct impact on many Tamarac's residential and commercial property owners and renters. Homeowners that live within the Special Flood Hazard Areas (SFHA) and have a mortgage are required to acquire flood insurance. However, it is important to note that 20 - 25% of flood damage claims are from outside the SFHA. Therefore, the City's floodplain manager recommends that homeowners outside the SFHA obtain a lower cost Preferred Risk Policy.

The City of Tamarac participates in the National Flood Insurance Program's (NFIP) Community Rating System (CRS) and has earned a Class 6 rating (only 16% of communities in Florida are Class 6 or better). This means that NFIP policies issued or renewed for properties in the Special Flood Hazard Areas (SFHAs) in Tamarac receive a 20% premium discount.

The City supports policies that ensure all property owners receive affordable flood insurance within a framework that helps the NFIP become financially sustainable.

FISCAL IMPACT:

There is no direct budgetary impact associated with the adoption of legislative agenda.

ATTACHMENT- Exhibit A: City of Tamarac, Florida 2019 Federal Legislative Agenda

CITY OF TAMARAC, FLORIDA

RESOLUTION NO. R-2018 -

A RESOLUTION OF THE CITY COMMISSION OF THE CITY OF TAMARAC, FLORIDA, APPROVING THE CITY OF TAMARAC 2019 FEDERAL LEGISLATIVE AGENDA; DIRECTING THE CITY CLERK TO TRANSMIT A COPY OF THE CITY OF TAMARAC 2019 FEDERAL LEGISLATIVE AGENDA TO THE NATIONAL LEAGUE OF CITIES, THE U.S. SENATORS FROM FLORIDA, FLORIDA CONGRESSIONAL DELEGATION AND THE BROWARD COUNTY BOARD OF COUNTY COMMISSIONERS; PROVIDING FOR CONFLICTS; PROVIDING FOR SEVERABILITY; AND PROVIDING FOR AN EFFECTIVE DATE.

WHEREAS, the City of Tamarac actively monitors and comments on Federal, State and local legislation that may impact the City and its residential and business communities; and

WHEREAS, the City of Tamarac has developed a 2019 Federal Legislative Agenda outlining the City's position on particular national legislative issues, attached hereto as Exhibit A; and

WHEREAS, the City Manager and the Assistant City Manager recommend approval and distribution of the City of Tamarac 2019 Federal Legislative Agenda; and

WHEREAS, the City Commission of the City of Tamarac, deems it to be in the best interests of the citizens and residents of the City of Tamarac to approve the City of Tamarac 2019 Federal Legislative Agenda and direct the City Clerk to

transmit a copy of said Agenda to the National League of Cities, the U.S. Senators from Florida, Florida Congressional Delegation, and the Broward County Board of County Commissioners.

NOW, THEREFORE, BE IT RESOLVED BY THE CITY COMMISSION OF THE CITY OF TAMARAC, FLORIDA THAT:

SECTION 1: The foregoing "WHEREAS" clauses are hereby ratified and confirmed as being true and correct and are hereby made a specific part of this Resolution. All exhibits attached hereto are incorporated herein and made a specific part of this Resolution.

SECTION 2: The City of Tamarac 2019 Federal Legislative Agenda is hereby approved.

SECTION 3: The City Clerk is hereby directed to transmit a copy of the City of Tamarac 2019 Federal Legislative Agenda to the National League of Cities, the U.S. Senators from Florida, Florida Congressional Delegation and the Broward County Board of County Commissioners.

SECTION 4: All resolutions or parts of resolutions in conflict herewith are hereby repealed to the extent of such conflict.

SECTION 5: If any clause, section, other part or application of this Resolution is held by any court of competent jurisdiction to be unconstitutional or invalid, in part or application, it shall not affect the validity of the remaining portions or applications of this Resolution.

SECTION 6: This Resolution shall become effective immediately upon adoption.

PASSED, ADOPTED AND APPROVED this _____ day of _____,
2018.

MICHELLE J. GOMEZ
MAYOR

ATTEST:

PATRICIA TEUFEL, CMC
CITY CLERK

I HEREBY CERTIFY that I have
approved this RESOLUTION
as to form.

SAMUEL S. GOREN
CITY ATTORNEY



CITY OF TAMARAC, FLORIDA
2019 FEDERAL LEGISLATIVE AGENDA

Michelle J. Gomez, Mayor

Marlon D. Bolton, Commissioner

E. Mike Gelin, Commissioner

Julie Fishman, Commissioner

Debra Placko, Commissioner

Michael C. Cernech, City Manager

Samuel S. Goren, City Attorney

November 27, 2018

Economic Development

The City of Tamarac supports the Federal programs that promote economic development, creation of jobs that pay a living wage, business attraction, retention and growth, and ongoing assistance to small businesses. Towards that end the City supports the following:

- Continued renewal of the New Markets Tax Credit;
- The expansion of Federal Opportunity Zone program to additional low-income neighborhoods; and
- The Federal Opportunity Zone rules and regulations that promote projects that are the drivers for the area and catalyze economic revitalization, investment in business and job creation, and raise the median income of residents residing in and around Opportunity Zones.

Infrastructure

The City of Tamarac supports investment in addressing the existing and future infrastructure needs, including support for the following

- Preservation of the tax-exempt status of municipal bonds, which serve as the primary financing mechanism for state and local infrastructure projects and are critical to local government's ability to address the infrastructure needs and fund infrastructure projects by utilizing public funds in a prudent and equitable manner;
- Adequate and reliable long-term funding for infrastructure projects reflecting local needs and priorities;
- Funding for the development of a convenient and connected transportation network, including a variety of transit options, as a means to reduce congestion, protect the environment, and stimulate economic development;
- Continuous reauthorization of the Water Resources Development Act and funding for Water Infrastructure Finance and Innovation Act and the Drinking Water State Revolving Loan Fund Program with a higher level of support for water infrastructure projects, including projects that ensure the safety of drinking water, with the exception of a requirement for biannual consumer confidence reports. The City is committed to continuously ensuring the quality and safety of drinking water provided to its consumers and to annually publishing a Water Quality Report to ensure transparency. Compliance with the biannual reporting rule would place an undue burden on the cities due to the significant monetary and human resources required to collect an extensive set of data twice a year.

Sustaining the Affordable Housing Stock via HUD Programs

The City supports recurring and increased funding for CDBG and HOME programs, that help municipalities to provide quality housing, preserve and sustain existing housing stock for low to moderate income households while contributing the vitality of neighborhoods and communities.

Disaster Preparedness and Recovery

The City of Tamarac supports and encourages sustained and increased funding for FEMA to ensure the full and timely reimbursement of expenditures incurred by local governments in response to emergencies. The City further supports FEMA's ongoing efforts aimed at assisting the local emergency preparedness efforts through grants.

National Flood Insurance Program

The City supports policies that ensure all property owners receive affordable flood insurance within a framework that helps NFIP become financially stable.



Title - TR13213 - State Legislative Agenda

Item No. 6 (I) on the Consent Agenda. (TR13213) A Resolution of the City Commission of the City of Tamarac, Florida, approving the City of Tamarac Legislative Agenda for the 2019 State of Florida Legislative Session; directing the City Clerk to transmit a copy of the City of Tamarac Legislative Agenda for the 2019 State Legislative Session to the Florida League of Cities, the Broward League of Cities, the Broward County Legislative Delegation and the Broward County Board of County Commissioners; providing for conflicts; providing for severability; and providing for an effective date. - ***Assistant to the City Manager Laura Karpaviciute***

ATTACHMENTS:

| Description | Upload Date | Type |
|--|--------------------|-------------|
| ▣ TR 13213 - State Legislative Agenda - Memo | 12/6/2018 | Cover Memo |
| ▣ TR 13213 - State Legislative Agenda - Resolution | 12/4/2018 | Resolution |
| ▣ TR 13213 - State Legislative Agenda Exhibit A | 12/5/2018 | Exhibit |

CITY OF TAMARAC
INTEROFFICE MEMORANDUM
CITY MANAGER'S OFFICE

TO: Michael C. Cernech,
City Manager

DATE: November 28, 2018

THRU: Kathleen Gunn,
Assistant City Manager

FROM: Laura Karpaviciute, 
Assistant to the City Manager

RE: TR# 13213: City of Tamarac 2019
State Legislative Agenda

RECOMMENDATION:

Place the above referenced TR# 13213 on the December 12, 2018 City Commission Meeting agenda for Commission consideration.

ISSUE:

Approval of a resolution adopting the City of Tamarac Legislative Agenda for 2019 State of Florida Legislative Session.

BACKGROUND:

The City of Tamarac actively monitors and takes positions on Federal, State and local legislation proposals that may impact the City's local self-government, operational flexibility and revenue streams essential for providing the City's residential and business communities with programs and services.

The Regular Legislative Session of the State of Florida is scheduled from March 5, 2019 through May 3, 2019. In light of the previous legislative considerations, the City of Tamarac takes positions on select key issues that may impact the City, should they be undertaken by the State Legislature including:

Municipal Revenue Protection

The City of Tamarac supports legislation that protects a diversified local government revenue base ensuring the City's ability to provide adequate levels of service for its residential and business communities.

Tamarac relies on multiple revenue sources in order to provide our community with the expected level of service while prudently balancing the budget. Below are the percentages of the major revenue sources:

- Fees and charges for services – 19%
- Ad-valorem taxes – 15.9%

- Non-ad-valorem Fire and Stormwater assessments – 11.5%
- Shared revenues (State and local) – 4%
- Communications tax – 1.2%
- Business license revenue – 0.5%.

(Full list of all revenue sources is available in the adopted budget.)

The City's ability to provide essential municipal services and maintain the high quality of life for our residents depends on maintaining a diversified revenue portfolio, including the ability to issue tax supported debt.

Grant Funding and Financial Assistance

Grant funds (including State grant programs and Federal grants distributed to local governments by the State) and State budget appropriations have been instrumental to the City's ability to implement many projects that improve the quality of life and ensure safety in our community and help support the City's long-term sustainability and resilience to extreme weather events. A couple of examples in Tamarac include:

- Department of Environmental Protection appropriations for stormwater projects
- FRDAP and Florida Communities Trust grants that helped with park land acquisition and development, e.g. Sunset Point Park, Tephford Park, Caporella Park, and the Sports Complex Expansion.

The FY 2018 budget included \$1,490,169 from various grants to help fund the construction of bike paths, Waters Edge Park, and the Commercial Blvd landscape project. For FY 2019, we're seeking a \$40,000 Technical Assistance Grant to cover a portion of budgeted \$70,000 for adding a transportation element to the City's Comprehensive Plan. (This amount does not include the annual CDBG, RCMP, SHIP or HOME grant funds which are restricted for specific activities.)

The City continues to proactively seek out grant funding for eligible projects and we're in a process of identifying eligible projects to submit for the State appropriation requests.

The City supports legislation that would continue to fund vital projects and services in small- and medium-sized municipalities through grant allocation and appropriation processes.

Economic Development

Economic development is one of the key focus areas to help the City accomplish its Strategic Goals. Through the City's ongoing efforts, Tamarac has established itself as a business-friendly community, as evidenced by its Business survey results and its Platinum City status held by the Cities that offer expedited, streamlined, online permitting process. The City has been actively seeking out quality development and redevelopment. Tamarac is also a partner in the Tamarac Village and Colony West development projects which aim to spur economic development and business activity in the City.

In the past, the State economic development assistance programs have complemented Tamarac's efforts to attract and retain businesses and jobs. For example, in 2015, the City Commission adopted a resolution recommending approval of project Tarpon for a qualified industry tax refund and providing a local match. The recent Florida Department of Economic Opportunity Community Planning Technical Assistance grant assisted the City with the

development of economic development strategic plan that was included in Tamarac's Comprehensive Plan. In 2018, two of Tamarac's low-income census tracts were certified as Federal Opportunity Zones upon the Governor's recommendation in response to the City's request, making the qualified business and real estate investment in these areas eligible for significant tax benefits.

The City of Tamarac continues to support legislation that promotes the attraction, retention and expansion of businesses, helps create or retain jobs that pay a living wage and provides assistance to small local businesses. State funding for economic incentive programs is vital for local and statewide economy as well as resident quality of life.

Protection of Local Self-Government

Residents elect local municipal representatives to ensure that the local community standards of living and safety are maintained, to preserve the unique characteristics of community and to address local issues in a timely manner by implementing solutions that are specific to the individual community. To effectively and efficiently address local needs in a timely manner, it is essential to preserve local authority to:

- Regulate businesses, professions, and occupations
- Hold discretionary sales tax and other municipal referenda at the timeframe elected by the municipality as necessitated by the community need
- Establish acceptable uses, appearance standards, special exception processes and define prohibited uses within municipal boundaries as appropriate
- Impose and negotiate appropriate fees for the use of public rights-of-way, public easements or other municipal infrastructure
- Establish reasonable regulations for vacation rentals to protect both: private property rights and the quality of life in the City's neighborhoods.

Public Education

Quality public education has become increasingly important to attract and retain residents, the City's economic development efforts and Tamarac resident quality of life. By improving the availability of quality affordable housing options and offering great recreational opportunities, the City was able to raise the standard of living for its residents. However, as the Resident survey results indicate, the importance of quality public education options is growing among the residents, especially families with the school-age children, which impacts resident retention. Currently, 12 out of 16 public schools serving Tamarac residents are rated C or below. The City has engaged with a wide array of stakeholders to work on solutions needed to improve the education options available to all students. Based on their feedback, it became evident that adequate resources are vital to improve education services.

Therefore, the City encourages the State Legislature and the local school districts to come together to find joint solutions to improve lower performing schools and expand quality education options for all students.

The quality of life and economic development in the City of Tamarac and the State of Florida depend on how well the need for quality education at all stages of educational continuum is met.

School Safety Funding

The City urges the State of Florida to develop a fair and equitable funding formula and to appropriate sufficient funds to implement the safety initiatives mandated by the Marjory Stoneman Douglas High School Public Safety Act. The City further supports the State of Florida budgeting practices that ensure consistent and adequate allocation of State funds to school safety initiatives for all public schools in Florida. Student and school staff safety is among the top priorities for the State and the City. It is equally important that cities continue to ensure public safety to all City residents, visitors, and businesses and the unfunded mandates that necessitate the reallocation of City funds and resources negatively impact municipal ability to meet this universal obligation.

Public Records Exemption

The City of Tamarac supports initiatives that help protect the privacy of email addresses, home and cell phone numbers provided solely for the purpose of signing up for municipal services.

In efforts to provide conveniently accessible, transparent, effective and efficient government, the City offers a variety of online services. Tamarac's customers can avail themselves to a number of online services, such as paying a water bill, registering for classes or special events, renewing a business revenue receipt, applying for a permit or scheduling an inspection. Under the Florida Constitution and Florida Statutes, any person has a right to inspect or copy records made or received in connection with official government business. This right is abused when a third party requests the lists of government service recipient email addresses or home and cell phone numbers with an intent to sell such list for a profit and/or use it for soliciting or with a malignant purpose (for example, to engage in a scam). Such misuse of customer information by a third party may harm the customers, erode public trust and impede efficient government operations. A limited exemption protecting email addresses and home and cell phone numbers that customers provide to sign up for municipal services would protect the public from abuse and increase public trust in online government transactions.

FISCAL IMPACT:

There is no direct budgetary impact associated with the adoption of legislative agenda.

ATTACHMENT – Exhibit A: City of Tamarac 2019 State Legislative Agenda

CITY OF TAMARAC, FLORIDA

RESOLUTION NO. R-2018 -

A RESOLUTION OF THE CITY COMMISSION OF THE CITY OF TAMARAC, FLORIDA, APPROVING THE CITY OF TAMARAC LEGISLATIVE AGENDA FOR THE 2019 STATE OF FLORIDA LEGISLATIVE SESSION; DIRECTING THE CITY CLERK TO TRANSMIT A COPY OF THE CITY OF TAMARAC LEGISLATIVE AGENDA FOR THE 2019 STATE LEGISLATIVE SESSION TO THE FLORIDA LEAGUE OF CITIES, THE BROWARD LEAGUE OF CITIES, THE BROWARD COUNTY LEGISLATIVE DELEGATION AND THE BROWARD COUNTY BOARD OF COUNTY COMMISSIONERS; PROVIDING FOR CONFLICTS; PROVIDING FOR SEVERABILITY; AND PROVIDING FOR AN EFFECTIVE DATE.

WHEREAS, the City of Tamarac actively monitors and comments on Federal, State and local legislation that may impact the City and its residential and business communities; and

WHEREAS, the City of Tamarac has developed a Legislative Agenda for the 2019 State of Florida Legislative Session outlining the City's position on particular legislative issues, attached hereto as Exhibit A; and

WHEREAS, the City Manager and the Assistant City Manager recommend approval and distribution of the City of Tamarac Legislative Agenda for the 2019 State of Florida Legislative Session; and

WHEREAS, the City Commission of the City of Tamarac, deems it to be in the best interests of the citizens and residents of the City of Tamarac to approve

the City of Tamarac Legislative Agenda for the 2019 State of Florida Legislative Session and direct the City Clerk to transmit a copy of said Agenda to the Florida League of Cities, the Broward League of Cities, the Broward County Legislative Delegation and the Broward County Board of County Commissioners.

NOW, THEREFORE, BE IT RESOLVED BY THE CITY COMMISSION OF THE CITY OF TAMARAC, FLORIDA THAT:

SECTION 1: The foregoing "WHEREAS" clauses are hereby ratified and confirmed as being true and correct and are hereby made a specific part of this Resolution. All exhibits attached hereto are incorporated herein and made a specific part of this Resolution.

SECTION 2: The City of Tamarac Legislative Agenda for the 2019 State of Florida Legislative Session is hereby approved.

SECTION 3: The City Clerk is hereby directed to transmit a copy of the City of Tamarac Legislative Agenda for the 2019 State of Florida Legislative Session to the Florida League of Cities, the Broward League of Cities, the Broward County Legislative Delegation and the Broward County Board of County Commissioners.

SECTION 4: All resolutions or parts of resolutions in conflict herewith are hereby repealed to the extent of such conflict.

SECTION 5: If any clause, section, other part or application of this Resolution is held by any court of competent jurisdiction to be unconstitutional or invalid, in part or application, it shall not affect the validity of the remaining portions or applications of this Resolution.

SECTION 6: This Resolution shall become effective immediately upon adoption.

PASSED, ADOPTED AND APPROVED this _____ day of _____, 2018.

MICHELLE J. GOMEZ
MAYOR

ATTEST:

PATRICIA TEUFEL, CMC
CITY CLERK

I HEREBY CERTIFY that I have approved this RESOLUTION as to form.

SAMUEL S. GOREN
CITY ATTORNEY



CITY OF TAMARAC, FLORIDA

2019 STATE LEGISLATIVE AGENDA

Michelle J. Gomez, Mayor

Marlon D. Bolton, Commissioner

E. Mike Gelin, Commissioner

Julie Fishman, Commissioner

Debra Placko, Commissioner

Michael C. Cernech, City Manager

Samuel S. Goren, City Attorney

November 27, 2018

Municipal Revenue Protection

The City of Tamarac supports legislation that protects a diversified local government revenue base ensuring the City's ability to provide adequate levels of services for its residential and business communities.

The City of Tamarac supports legislation that preserves municipal authority to levy ad-valorem and non-ad-valorem assessments, establish service fees, levy local business tax, issue tax supported debt, and collect other revenues in order to continue to effectively and efficiently carry out City business and prudently balance its budget. Toward this end, the City also continues to support legislation that protects general revenues collected from Local Business Tax, Tax on Rental or License Fee for Use of Real Property, Communications Services Tax and other shared revenue sources.

Grant Funding and Financial Assistance

The City of Tamarac supports legislation that provides grant funding and appropriations for programs that are crucial for ensuring resident quality of life, health and wellbeing, while helping to attract residents, visitors and business development. The City's support extends to legislation that allocates adequate funds to small- and medium-sized municipalities for or through the following programs:

- Infrastructure projects and programs that support the Cities' long-term sustainability and resilience to extreme weather events
- Public safety
- Florida Forever Fund, including Florida Communities Trust, Florida Recreation Development Assistance Program (FRDAP), and Land and Water Conservation Fund (LWCF), providing funds for acquisition and development of green space, recreational land, and land conservation
- Building code enforcement training program to help prepare future building inspectors to ensure the safety of the built environment
- Maximum funding for reimbursement from the State for eligible costs that have been incurred by municipalities as a result of hurricane Irma and other eligible disasters.

Economic Development

The City of Tamarac supports legislation that promotes the attraction, retention and expansion of businesses, helps create or retain jobs that pay a living wage and provides assistance to small local businesses. State funding of economic incentive programs is vital for local and statewide economy as well as resident quality of life.

Protection of Local Self-Government

The City of Tamarac supports legislation that protects local control thus ensuring municipal capacity to respond to the local community's needs in an effective and efficient manner. Residents elect local municipal representatives to ensure that the local community standards of living and safety are maintained, to preserve the unique characteristics of community and to address local issues in a timely manner by implementing solutions that are specific to the individual community. Therefore, it is critical to preserve the municipal ability to react to community needs by:

- Regulating businesses, professions, and occupations
- Holding discretionary sales tax and other municipal referenda at the timeframe elected by the municipality as necessitated by the community need
- Establishing acceptable uses, appearance standards, special exception processes and defining prohibited uses within municipal boundaries as appropriate
- Imposing and negotiating appropriate fees for the use of public rights-of-way, public easements or other municipal infrastructure
- Establishing reasonable regulations for vacation rentals to protect both, private property rights and the quality of life in the City's neighborhoods.

High Quality Public Education

The City of Tamarac urges the State legislature and the local school districts to find a joint solution that would improve the lower-performing local schools and expand quality education options available to all students. Quality education is essential to the quality of life of Tamarac residents and the residents of the State of Florida. The City's community survey data underscores the importance that Tamarac residents, especially those with the school-age children, place on quality education. As Tamarac continues to attract young families, it is becoming increasingly important that this need is met. It is imperative that the public education system build a solid foundation for the future success for all children in Florida. Furthermore, quality of education at all stages of educational continuum is a major success factor for economic development in the region and locally. The subject of such utmost importance for both, the community and the economy, deserves all stakeholders coming together to find a solution that benefits the children.

School Safety Funding

The City urges the State of Florida to develop a fair and equitable funding formula and to appropriate sufficient funds to implement the safety initiatives mandated by the

Marjory Stoneman Douglas High School Public Safety Act. The City further supports the State of Florida budgeting practices that ensure consistent and adequate allocation of State funds to school safety initiatives for all public schools in Florida. Student and school staff safety is the top priority for the State and the City. Public safety of students, teachers, school staff and all City residents, visitors, and businesses is Tamarac's top priority.

Public Records Exemption

The City of Tamarac supports initiatives that help protect the privacy of email addresses, home and cell phone numbers provided solely for the purpose of signing up for municipal services. In efforts to provide conveniently accessible, transparent, effective and efficient government, municipalities may offer services via electronic means. Under the Florida Constitution and Florida Statutes, any person has a right to inspect or copy records made or received in connection with official government business. This right is abused when a third-party requests lists of government service recipient email addresses or home and cell phone numbers with an intent to sell such list for a profit and/or use it for soliciting or with a malignant purpose. A limited exemption protecting email addresses and home and cell phone numbers, provided to sign up for municipal services, would protect the public from abuse and increase public trust in government transactions.

Transportation Funding

The City of Tamarac supports legislation that preserves local control of transportation planning, provides for a more equitable transportation funding formula between municipalities and counties, and provides for additional dedicated revenue options for municipal transportation infrastructure and transit projects.

Water Funding

The City of Tamarac supports legislation that would provide long-term, recurring and adequate state funding, that is equitably distributed throughout the state, for local government water resource and water quality improvement projects and infrastructure, including, but not limited to, projects that reduce nutrient and pollutant loading from wastewater sources; mitigate storm water and flooding impacts; and increase available water resources and supplies.



Title - TR13218 - Bid 18-04RB - TSC Field 4 Renovation Project and Site Improvements

Item No. 6 (f) on the Consent Agenda. (TR13218) A Resolution of the City Commission of the City of Tamarac, Florida, authorizing the appropriate City Officials to award Bid #18-04RB, titled "Rebid Tamarac Sports Complex Field #4 Renovation Project" and execute an Agreement with XGD Systems, LLC, for the construction of Tamarac Sports Complex Field #4 Renovation Project, in an amount not to exceed \$1,145,762.02; a contingency in the amount of \$114,576.20 will be added to the project account for a total project budget of \$1,260,338.22; providing for conflicts; providing for severability; and providing for an effective date. - ***Parks & Recreation Director Greg Warner, Public Services Assistant Director/Capital Projects Manager John Doherty and Purchasing/Contracts Manager Keith Glatz***

Commission District(s):

District 3

ATTACHMENTS:

| Description | Upload Date | Type |
|--|--------------------|-------------|
| ▣ TR13218 - Memo - TSC Field 4 Renovation | 12/4/2018 | Cover Memo |
| ▣ TR13218 - Reso - TSC Field 4 Renovation | 12/3/2018 | Resolution |
| ▣ TR13218 - Exhibit 1 - Bid Tab - TSC Field 4 Renovation | 11/28/2018 | Exhibit |
| ▣ TR13218 - Exhibit 2 - Agreement - TSC Field 4 Renovation | 11/28/2018 | Exhibit |

**CITY OF TAMARAC
INTEROFFICE MEMORANDUM
PARKS AND RECREATION**

TO: Michael C. Cernech, City Manager DATE: November 26, 2018

**FROM: Gregory Warner, Director of Parks
and Recreation**

**RE: Temp. Reso. #13218 - Award of
Bid #18-04RB, "Rebid Tamarac
Sports Complex Field #4
Renovation Project"**

Recommendation:

I recommend that the City Commission authorize the appropriate City Officials to award Bid #18-04RB, titled "Rebid Tamarac Sports Complex Field #4 Renovation Project" and execute an Agreement with XGD Systems, LLC, for the construction of Tamarac Sports Complex Field #4 Renovation Project, in an amount not to exceed \$1,145,762.02 and authorize an additional appropriation in an amount up to \$644,626.58 to fund the project. A contingency in the amount of \$114,576.20 will be added to the Project Account for a total project budget of \$1,260,338.22.

Issue:

Award of Bid #18-04RB for Rebid Tamarac Sports Complex Field #4 Project.

Background:

The City of Tamarac's Capital Improvement Schedule includes the development of a synthetic turf field at the Tamarac Sports Complex. Synthetic turf reduces maintenance costs related to the upkeep of the field. By installing synthetic turf, maintenance supplies such as field paint, pesticides, herbicides and fertilizer are no longer required. Costs related to water use are also greatly reduced. Another benefit is that there are less rainouts and more play time. Maintenance for synthetic turf includes regular brushing and vacuuming of the surface. Field 4 will be the second field to have synthetic turf at the Tamarac Sport Complex and is in keeping with the theme of revitalizing the City's recreational facilities. The purchase of synthetic turf for Field 5 at the Sports Complex was made in FY 2014.

The City of Tamarac publicly advertised Bid #18-04RB, "Rebid Tamarac Sports Complex Field #4 Renovation Project", on the Bids & Tenders website on August 15, 2018, and local newspaper on August 22, 2018. The project was listed as a Re-Bid as the project increased in scope with the addition of other site enhancements. Nine (9) vendors downloaded the bid from the Bids & Tenders website and bids were opened and reviewed to determine cost and responsiveness. The bid submitted by XGD Systems, LLC, provided the most responsive bid and it is being recommended that the bid be awarded to and an Agreement executed with XGD Systems, LLC.

Temp. Reso. #13218 authorizes the award of Bid #18-04RB and execution of an Agreement with XGD Systems, LLC, in an amount not to exceed \$1,145,762.02. A contingency in the amount of \$114,576.20 will be added to the Project Account for a total project budget of \$1,260,338.22. The project includes demolition of the existing natural turf surface, site preparation, construction of the new Football/Soccer field, installation of synthetic turf, installation of additional turf block parking spaces, concrete sidewalk and bleacher pads, new bleachers with shade structures, addition of safety netting on south side of Fields 4 & 5, Soccer and Football goal posts, LED scoreboard, fencing to surround field and an exfiltration drainage system. Contractor will have 180 days to complete project from official Notice to Proceed.

Fiscal Impact:

Funding in the amount of \$615,711.64 has been provided for this project in Project GP14E. In order to complete the project, an additional appropriation of up to \$644,626.58 will be included in a budget amendment prior to November 30, 2019. Maintenance savings over maintaining a grass field will total approx. \$36,000 year. Additional revenue due to extended field openings is estimated at \$10,000 per year.

A handwritten signature in black ink, appearing to read "Gregory Warner", with a long horizontal flourish extending to the right.

Gregory Warner

CITY OF TAMARAC, FLORIDA

RESOLUTION NO. R-2018-_____

A RESOLUTION OF THE CITY COMMISSION OF THE CITY OF TAMARAC, FLORIDA, AUTHORIZING THE APPROPRIATE CITY OFFICIALS TO AWARD BID #18-04RB, TITLED "REBID TAMARAC SPORTS COMPLEX FIELD #4 RENOVATION PROJECT" AND EXECUTE AN AGREEMENT WITH XGD SYSTEMS, LLC, FOR THE CONSTRUCTION OF TAMARAC SPORTS COMPLEX FIELD #4 RENOVATION PROJECT, IN THE AMOUNT OF \$1,145,762.02; A CONTINGENCY IN THE AMOUNT OF \$114,576.20 WILL BE ADDED TO THE PROJECT ACCOUNT FOR A TOTAL PROJECT BUDGET OF \$1,260,338.22; AUTHORIZING AN ADDITIONAL APPROPRIATION OF UP TO \$644,626.58; PROVIDING FOR CONFLICTS; PROVIDING FOR SEVERABILITY; AND PROVIDING FOR AN EFFECTIVE DATE.

WHEREAS, the City of Tamarac will utilize this bid to secure services for construction of the Tamarac Sports Complex Field #4 Renovation Project, including demolition of the existing natural turf surface, site preparation, construction of the new Football/Soccer field, installation of synthetic turf, installation of additional turf block parking spaces, concrete sidewalk and bleacher pads, new bleachers with shade structures, addition of safety netting on south side of Fields 4 & 5, Soccer and Football goal posts, LED scoreboard, fencing to surround field and an exfiltration drainage system; and

WHEREAS, the City of Tamarac publicly advertised Bid #18-04RB, "Rebid – Tamarac Sports Complex Field #4 Renovation Project", on the Bids & Tenders website on August 15, 2018, and the South Florida Sun-Sentinel on August 22, 2018; and

WHEREAS, nine (9) vendors downloaded the bid from the Bids & Tenders website and bids were opened and reviewed to determine cost and responsiveness to the City's specifications; and

WHEREAS, bids were received from XGD Systems, LLC, Burke Construction Group, Inc., CSR Heavy Construction, Inc., HG Construction, LTG Sports Turf One, LLC, MBR Construction, Inc., West Construction, Inc., Sagaris Corp., and Hellas Construction, Inc., a copy of the bid tabulation is attached hereto as Exhibit "1"; and

WHEREAS, XGD Systems, LLC, was deemed the lowest responsive and responsible bidder for the City of Tamarac, with a copy of the bid submitted on file with the Office of the City Clerk; and

WHEREAS, a contingency allowance in the amount of \$114,576.20 is added to this project to be used only on an as needed basis. The City Manager, or his designee, shall be authorized to make changes, issue Change Orders pursuant to Section 6-147(j) of the City Code, and close the contract award including, but not limited to, making final payment and release of bonds when the work has been successfully completed within the terms and conditions of the contract and within the price; and

WHEREAS, it is the recommendation of the Director of Parks and Recreation and the Purchasing and Contracts Manager that Bid #18-04RB be awarded to and an agreement executed with XGD Systems, LLC, for the construction of Tamarac Sports Complex Field #4 Renovation Project in the amount of \$1,145,762.02, and a contingency in the amount of \$114,576.20, for a total project budget of \$1,260,338.22, a copy of said Agreement attached hereto as Exhibit "2"; and

WHEREAS, the City Commission of the City of Tamarac, Florida, deems it to be in the best interest of the citizens and residents of the City of Tamarac to award Bid #18-04RB and execute an agreement with XGD Systems, LLC, for the construction of Tamarac Sports Complex Field #4 Renovation Project in the amount of \$1,145,762.02, and a contingency in the amount of \$114,576.20, for a total project budget of \$1,260,338.22.

"The remainder of this page is intentionally left blank."

NOW, THEREFORE, BE IT RESOLVED BY THE CITY COMMISSION OF
THE CITY OF TAMARAC, FLORIDA THAT:

SECTION 1: The foregoing “WHEREAS” clauses are HEREBY ratified and confirmed as being true and correct and are hereby made a specific part of this Resolution upon adoption hereof and all exhibits referenced and attached hereto are incorporated herein and made a specific part of this resolution.

SECTION 2: The award of Bid #18-04RB, “Rebid – Tamarac Sports Complex Field #4 Renovation Project”, to XGD Systems, LLC, is HEREBY AUTHORIZED.

SECTION 3: The appropriate City officials are hereby authorized to execute an agreement with XGD Systems, LLC, as part of said award, a copy of which is attached hereto as Exhibit “2”, in the amount of \$1,145,762.02, and authorize a contingency in the amount of \$114,576.20, for a total project budget of \$1,260,338.22.

SECTION 4: An appropriation in an amount up to \$644,626.58 is hereby authorized and will be included in a budget amendment prior to November 30, 2019.

SECTION 5: All resolutions or parts of resolutions in conflict herewith are HEREBY repealed to the extent of such conflict.

SECTION 6: If any clause, section, other part or application of this Resolution is held by any court of competent jurisdiction to be unconstitutional or invalid, in part or application, it shall not affect the validity of the remaining portions or applications of this Resolution.

SECTION 7: This Resolution shall become effective immediately upon its passage and adoption.

PASSED, ADOPTED AND APPROVED this ____ day of _____ 2018.

MICHELLE J. GOMEZ
MAYOR

ATTEST:

PATRICIA A. TEUFEL, CMC
CITY CLERK

I HEREBY CERTIFY that I
Have approved this
RESOLUTION as to form.

SAMUEL S. GOREN
CITY ATTORNEY

| 18-04RB - Rebid Tamarac Sports Complex Field #4 Renovation Project | | | | | | | | | | | | | | | | | | | | | | Temp. Reso. #13218 - Exhibit 1 | |
|--|--|----------|-----------------|------------------|---------------|--------------------------------|---------------|------------------------------|---------------|-----------------|---------------|--------------------------|---------------|------------------------|---------------|-------------------------|---------------|--------------|---------------|---------------------------|---------------|--------------------------------|--|
| | | | | XGD Systems, LLC | | Burke Construction Group, Inc. | | CSR Heavy Construction, Inc. | | HG Construction | | LTG Sports Turf One, LLC | | MBR Construction, Inc. | | West Construction, Inc. | | Sagaris Corp | | Hellas Construction, Inc. | | | |
| Line Item | Description | Quantity | Unit of Measure | Unit Price | Total | Unit Price | Total | Unit Price | Total | Unit Price | Total | Unit Price | Total | Unit Price | Total | Unit Price | Total | Unit Price | Total | Unit Price | Total | | |
| Indem | Indemnification | 1 | Lump Sum | \$ 10.00 | \$ 10.00 | \$ 10.00 | \$ 10.00 | \$ 10.00 | \$ 10.00 | \$ 10.00 | \$ 10.00 | \$ 10.00 | \$ 10.00 | \$ 10.00 | \$ 10.00 | \$ 10.00 | \$ 10.00 | \$ 10.00 | \$ 10.00 | \$ 10.00 | \$ 10.00 | | |
| 2 | *Mobilization/Demobilization | 1 | Lump Sum | \$ 21,525.00 | \$ 21,525.00 | \$ 15,000.00 | \$ 15,000.00 | \$ 92,222.00 | \$ 92,222.00 | \$ 20,000.00 | \$ 20,000.00 | \$ 31,631.00 | \$ 31,631.00 | \$ 74,835.71 | \$ 74,835.71 | \$ 64,000.00 | \$ 64,000.00 | \$ 80,576.00 | \$ 80,576.00 | \$ 80,000.00 | \$ 80,000.00 | | |
| 3 | Payment & Performance Bond | 1 | Lump Sum | \$ 11,153.95 | \$ 11,153.95 | \$ 11,831.69 | \$ 11,831.69 | \$ 14,585.00 | \$ 14,585.00 | \$ 27,000.00 | \$ 27,000.00 | \$ 14,521.00 | \$ 14,521.00 | \$ 18,694.00 | \$ 18,694.00 | \$ 24,000.00 | \$ 24,000.00 | \$ 40,000.00 | \$ 40,000.00 | \$ 11,500.00 | \$ 11,500.00 | | |
| 4 | Maintenance of Traffic | 1 | Lump Sum | \$ 4,823.73 | \$ 4,823.73 | \$ 6,270.00 | \$ 6,270.00 | \$ 2,458.00 | \$ 2,458.00 | \$ 2,500.00 | \$ 2,500.00 | \$ 5,600.00 | \$ 5,600.00 | \$ 10,794.29 | \$ 10,794.29 | \$ 11,000.00 | \$ 11,000.00 | \$ 30,000.00 | \$ 30,000.00 | \$ 2,500.00 | \$ 2,500.00 | | |
| 5 | Record Drawings incl. As-Builts for Drainage and Irrigation | 1 | Lump Sum | \$ 1,261.59 | \$ 1,261.59 | \$ 2,750.00 | \$ 2,750.00 | \$ 10,596.00 | \$ 10,596.00 | \$ 23,000.00 | \$ 23,000.00 | \$ 7,245.00 | \$ 7,245.00 | \$ 3,304.00 | \$ 3,304.00 | \$ 6,600.00 | \$ 6,600.00 | \$ 10,000.00 | \$ 10,000.00 | \$ 10,000.00 | \$ 10,000.00 | | |
| 6 | Erosion Control incl. Silt Fence | 1 | Lump Sum | \$ 8,591.12 | \$ 8,591.12 | \$ 3,850.00 | \$ 3,850.00 | \$ 5,408.00 | \$ 5,408.00 | \$ 6,600.00 | \$ 6,600.00 | \$ 6,555.00 | \$ 6,555.00 | \$ 2,647.00 | \$ 2,647.00 | \$ 5,115.00 | \$ 5,115.00 | \$ 6,000.00 | \$ 6,000.00 | \$ 5,000.00 | \$ 5,000.00 | | |
| 7 | Clearing And Grubbing incl Relocation of 12" Oak Tree (1) | 1 | Lump Sum | \$ 25,027.58 | \$ 25,027.58 | \$ 8,580.00 | \$ 8,580.00 | \$ 9,635.00 | \$ 9,635.00 | \$ 4,500.00 | \$ 4,500.00 | \$ 43,090.80 | \$ 43,090.80 | \$ 31,351.00 | \$ 31,351.00 | \$ 62,098.00 | \$ 62,098.00 | \$ 80,474.00 | \$ 80,474.00 | \$ 85,000.00 | \$ 85,000.00 | | |
| 8 | Concrete Removal | 430 | Square Yards | \$ 7.49 | \$ 3,220.70 | \$ 29.42 | \$ 12,650.60 | \$ 35.69 | \$ 15,346.70 | \$ 21.00 | \$ 9,030.00 | \$ 38.83 | \$ 16,696.90 | \$ 6.50 | \$ 2,795.00 | \$ 31.00 | \$ 13,330.00 | \$ 11.50 | \$ 4,945.00 | \$ 15.00 | \$ 6,450.00 | | |
| 9 | Turf Block Parking incl. Drainage Rock and Subgrade | 485 | Square Yards | \$ 66.37 | \$ 32,189.45 | \$ 109.30 | \$ 53,010.50 | \$ 71.04 | \$ 34,454.40 | \$ 82.48 | \$ 40,002.80 | \$ 126.05 | \$ 61,134.25 | \$ 108.94 | \$ 52,835.90 | \$ 160.00 | \$ 77,600.00 | \$ 94.00 | \$ 45,590.00 | \$ 55.00 | \$ 26,675.00 | | |
| 10 | Concrete S/W (4") | 590 | Square Yards | \$ 48.20 | \$ 28,438.00 | \$ 43.07 | \$ 25,411.30 | \$ 45.69 | \$ 26,957.10 | \$ 33.13 | \$ 19,546.70 | \$ 47.96 | \$ 28,296.40 | \$ 31.48 | \$ 18,573.20 | \$ 34.00 | \$ 20,060.00 | \$ 50.00 | \$ 29,500.00 | \$ 55.00 | \$ 32,450.00 | | |
| 11 | Concrete S/W & Bleacher Pads (6") | 365 | Square Yards | \$ 55.12 | \$ 20,118.80 | \$ 47.52 | \$ 17,344.80 | \$ 67.65 | \$ 24,692.25 | \$ 50.68 | \$ 18,498.20 | \$ 62.08 | \$ 22,659.20 | \$ 41.61 | \$ 15,187.65 | \$ 51.00 | \$ 18,615.00 | \$ 65.00 | \$ 23,725.00 | \$ 85.00 | \$ 31,025.00 | | |
| 12 | Cantilever Shade Structure (F&I) | 2 | Each | \$ 20,447.81 | \$ 40,895.62 | \$ 17,916.25 | \$ 35,832.50 | \$ 18,956.50 | \$ 37,913.00 | \$ 20,000.00 | \$ 40,000.00 | \$ 21,760.05 | \$ 43,520.10 | \$ 19,362.62 | \$ 38,725.24 | \$ 19,000.00 | \$ 38,000.00 | \$ 18,000.00 | \$ 36,000.00 | \$ 28,000.00 | \$ 56,000.00 | | |
| 13 | Four Post Shade Structure (F&I) | 2 | Each | \$ 25,958.99 | \$ 51,917.98 | \$ 11,424.26 | \$ 22,848.52 | \$ 15,064.50 | \$ 30,129.00 | \$ 15,000.00 | \$ 30,000.00 | \$ 16,704.25 | \$ 33,408.50 | \$ 19,890.08 | \$ 39,780.16 | \$ 14,000.00 | \$ 28,000.00 | \$ 12,000.00 | \$ 24,000.00 | \$ 7,100.00 | \$ 14,200.00 | | |
| 14 | Remove and Reinstall Existing Bleachers | 2 | Each | \$ 1,024.11 | \$ 2,048.22 | \$ 550.00 | \$ 1,100.00 | \$ 1,513.00 | \$ 3,026.00 | \$ 7,250.00 | \$ 14,500.00 | \$ 2,380.00 | \$ 4,760.00 | \$ 300.00 | \$ 600.00 | \$ 2,200.00 | \$ 4,400.00 | \$ 5,000.00 | \$ 10,000.00 | \$ 1,000.00 | \$ 2,000.00 | | |
| 15 | Aluminum Bleachers (8 Row) (F&I) | 2 | Each | \$ 11,636.23 | \$ 23,272.46 | \$ 15,187.70 | \$ 30,375.40 | \$ 12,716.00 | \$ 25,432.00 | \$ 17,500.00 | \$ 35,000.00 | \$ 12,765.70 | \$ 25,531.40 | \$ 11,522.70 | \$ 23,045.40 | \$ 16,090.00 | \$ 32,180.00 | \$ 18,000.00 | \$ 36,000.00 | \$ 20,000.00 | \$ 40,000.00 | | |
| 16 | 30' Ball Safety Netting System incl. Posts & Tension Wire | 410 | Linear Feet | \$ 226.19 | \$ 92,737.90 | \$ 147.15 | \$ 60,331.50 | \$ 168.36 | \$ 69,027.60 | \$ 292.68 | \$ 119,998.80 | \$ 281.42 | \$ 115,382.20 | \$ 238.60 | \$ 97,826.00 | \$ 231.00 | \$ 94,710.00 | \$ 190.00 | \$ 77,900.00 | \$ 245.00 | \$ 100,450.00 | | |
| 17 | Electronic LED Scoreboard (F&I) | 1 | Each | \$ 34,186.00 | \$ 34,186.00 | \$ 12,171.50 | \$ 12,171.50 | \$ 24,536.00 | \$ 24,536.00 | \$ 30,500.00 | \$ 30,500.00 | \$ 28,515.32 | \$ 28,515.32 | \$ 15,845.00 | \$ 15,845.00 | \$ 14,300.00 | \$ 14,300.00 | \$ 25,000.00 | \$ 25,000.00 | \$ 19,100.00 | \$ 19,100.00 | | |
| 18 | Electrical Infrastructure | 1 | Lump Sum | \$ 9,658.00 | \$ 9,658.00 | \$ 5,720.00 | \$ 5,720.00 | \$ 7,669.00 | \$ 7,669.00 | \$ 9,000.00 | \$ 9,000.00 | \$ 8,073.00 | \$ 8,073.00 | \$ 4,130.00 | \$ 4,130.00 | \$ 38,000.00 | \$ 38,000.00 | \$ 25,000.00 | \$ 25,000.00 | \$ 28,000.00 | \$ 28,000.00 | | |
| 19 | Soccer Goal (Portable) | 2 | Each | \$ 3,345.35 | \$ 6,690.70 | \$ 3,493.00 | \$ 6,986.00 | \$ 8,624.50 | \$ 17,249.00 | \$ 4,885.00 | \$ 9,770.00 | \$ 4,157.78 | \$ 8,315.56 | \$ 7,761.62 | \$ 15,523.24 | \$ 3,760.00 | \$ 7,520.00 | \$ 10,000.00 | \$ 20,000.00 | \$ 2,500.00 | \$ 5,000.00 | | |
| 20 | Football Goal Post incl. Goal Post Pads End Zone Pylons (4ea) and Assoc. Features | 2 | Each | \$ 9,523.01 | \$ 19,046.02 | \$ 5,787.33 | \$ 11,574.66 | \$ 12,860.00 | \$ 25,720.00 | \$ 9,300.00 | \$ 18,600.00 | \$ 8,156.84 | \$ 16,313.68 | \$ 9,915.50 | \$ 19,831.00 | \$ 9,600.00 | \$ 19,200.00 | \$ 15,000.00 | \$ 30,000.00 | \$ 6,800.00 | \$ 13,600.00 | | |
| 21 | 4' High Chain-link Fence | 937 | Linear Feet | \$ 23.29 | \$ 21,822.73 | \$ 28.23 | \$ 26,451.51 | \$ 26.60 | \$ 24,924.20 | \$ 37.35 | \$ 34,996.95 | \$ 34.10 | \$ 31,951.70 | \$ 32.78 | \$ 30,714.86 | \$ 31.00 | \$ 29,047.00 | \$ 30.00 | \$ 28,110.00 | \$ 25.00 | \$ 23,425.00 | | |
| 22 | 4' High Chain-link Fence Single Swing Gate 6' Wide w/ 4" Post | 3 | Each | \$ 1,122.00 | \$ 3,366.00 | \$ 891.00 | \$ 2,673.00 | \$ 885.00 | \$ 2,655.00 | \$ 726.67 | \$ 2,180.01 | \$ 649.60 | \$ 1,948.80 | \$ 738.68 | \$ 2,216.04 | \$ 690.00 | \$ 2,070.00 | \$ 625.00 | \$ 1,875.00 | \$ 450.00 | \$ 1,350.00 | | |
| 23 | 4' High Chain-link Fence Double Swing Gate 20' Wide w/ 4" Post | 1 | Each | \$ 2,358.40 | \$ 2,358.40 | \$ 1,501.50 | \$ 1,501.50 | \$ 1,491.00 | \$ 1,491.00 | \$ 1,750.00 | \$ 1,750.00 | \$ 2,150.40 | \$ 2,150.40 | \$ 2,242.00 | \$ 2,242.00 | \$ 2,060.00 | \$ 2,060.00 | \$ 1,875.00 | \$ 1,875.00 | \$ 750.00 | \$ 750.00 | | |
| 24 | 6' High Chain-link Fence | 260 | Linear Feet | \$ 30.90 | \$ 8,034.00 | \$ 35.34 | \$ 9,188.40 | \$ 35.10 | \$ 9,126.00 | \$ 41.92 | \$ 10,899.20 | \$ 38.64 | \$ 10,046.40 | \$ 53.10 | \$ 13,806.00 | \$ 49.00 | \$ 12,740.00 | \$ 45.00 | \$ 11,700.00 | \$ 50.00 | \$ 13,000.00 | | |
| 25 | 2' Valley Gutter | 320 | Linear Feet | \$ 24.54 | \$ 7,852.80 | \$ 19.25 | \$ 6,160.00 | \$ 20.56 | \$ 6,579.20 | \$ 26.81 | \$ 8,579.20 | \$ 23.04 | \$ 7,372.80 | \$ 23.60 | \$ 7,552.00 | \$ 14.50 | \$ 4,640.00 | \$ 20.00 | \$ 6,400.00 | \$ 35.00 | \$ 11,200.00 | | |
| 26 | Type D Curb | 510 | Linear Feet | \$ 18.61 | \$ 9,491.10 | \$ 17.05 | \$ 8,695.50 | \$ 15.26 | \$ 7,782.60 | \$ 13.92 | \$ 7,099.20 | \$ 13.71 | \$ 6,992.10 | \$ 15.93 | \$ 8,124.30 | \$ 13.00 | \$ 6,630.00 | \$ 26.00 | \$ 13,260.00 | \$ 25.00 | \$ 12,750.00 | | |
| 27 | 12" Drain Pipe HDPE (ADS) | 600 | Linear Feet | \$ 29.51 | \$ 17,706.00 | \$ 22.00 | \$ 13,200.00 | \$ 19.26 | \$ 11,556.00 | \$ 42.83 | \$ 25,698.00 | \$ 47.87 | \$ 28,722.00 | \$ 48.77 | \$ 29,262.00 | \$ 28.00 | \$ 16,800.00 | \$ 50.00 | \$ 30,000.00 | \$ 25.00 | \$ 15,000.00 | | |
| 28 | Yard Drain (Nyloplast) W/ Concrete Collars and Rim/Grate Incl Terminal and In-line Structures | 7 | Each | \$ 2,132.99 | \$ 14,930.93 | \$ 1,925.00 | \$ 13,475.00 | \$ 3,043.86 | \$ 21,307.02 | \$ 2,790.83 | \$ 19,535.81 | \$ 3,874.74 | \$ 27,123.18 | \$ 3,227.30 | \$ 22,591.10 | \$ 2,630.00 | \$ 18,410.00 | \$ 3,000.00 | \$ 21,000.00 | \$ 1,200.00 | \$ 8,400.00 | | |
| 29 | Concrete Catch Basin with Frame Grate and Baffle | 2 | Each | \$ 3,652.78 | \$ 7,305.56 | \$ 1,400.00 | \$ 2,800.00 | \$ 2,730.00 | \$ 5,460.00 | \$ 3,897.50 | \$ 7,795.00 | \$ 5,102.50 | \$ 10,205.00 | \$ 4,897.00 | \$ 9,794.00 | \$ 3,850.00 | \$ 7,700.00 | \$ 5,000.00 | \$ 10,000.00 | \$ 1,500.00 | \$ 3,000.00 | | |
| 30 | Sod (Bermuda Tifway 419) Incl all Sod Outside Sidewalk Perimeter | 41000 | Square Feet | \$ 0.64 | \$ 26,240.00 | \$ 0.67 | \$ 27,470.00 | \$ 0.95 | \$ 38,950.00 | \$ 0.85 | \$ 34,850.00 | \$ 0.95 | \$ 38,950.00 | \$ 0.53 | \$ 21,771.00 | \$ 0.80 | \$ 32,800.00 | \$ 0.45 | \$ 18,450.00 | \$ 0.80 | \$ 32,800.00 | | |
| 31 | Artificial Turf Field incl. Removal of Upper 9 Inches of Existing Field Installation Perimeter Field Drain System Under Drainage System and All Associated Drainage Materials (Pipe Rock Fabric Etc.) Trenching Backfill Field Striping 12" Concrete Ribbon Curb Around Field. | 76000 | Square Feet | \$ 7.04 | \$ 535,040.00 | \$ 8.78 | \$ 667,280.00 | \$ 7.84 | \$ 595,840.00 | \$ 8.76 | \$ 665,760.00 | \$ 8.51 | \$ 646,760.00 | \$ 10.62 | \$ 807,120.00 | \$ 10.75 | \$ 817,000.00 | \$ 10.00 | \$ 760,000.00 | \$ 12.45 | \$ 946,200.00 | | |
| 32 | Irrigation incl. tie-in to existing Quick Connection Valves w/ Valve Box | 1 | Lump Sum | \$ 31,542.50 | \$ 31,542.50 | \$ 14,950.00 | \$ 14,950.00 | \$ 15,840.00 | \$ 15,840.00 | | | | | | | | | | | | | | |

CONSTRUCTION AGREEMENT
BETWEEN THE CITY OF TAMARAC
AND
XGD SYSTEMS, LLC

THIS AGREEMENT is made and entered into this ____ day of _____, 20__ by and between the City of Tamarac, a municipal corporation with principal offices located at 7525 N.W. 88th Ave., Tamarac, FL 33321 (the "CITY") and **XGD SYSTEMS, LLC** a **Florida** corporation with principal offices located at **415 NW Flagler Avenue Unit #302 Stuart, FL 34994** (the "Contractor") to provide for the construction of **18-04RB - Rebid Tamarac Sports Complex Field #4 Renovation Project.**

Now therefore, in consideration of the mutual covenants hereinafter set forth, the City and Contractor agree as follows:

1) THE CONTRACT DOCUMENTS

The Contract Documents consist of this Agreement, Bid Document No. 18-04RB "Rebid Tamarac Sports Complex Field #4 Renovation Project", issued by the City of Tamarac on August 15, 2018 including all conditions therein, (General Terms and Conditions, Special Conditions and/or Special Provisions, Instructions to Bidder's), drawings and/or schematic plans, Technical Specifications, all addenda, the Contractor's Bid response dated November 1, 2018, and all modifications issued after execution of this Agreement. These contract documents form the Agreement, and all are as fully a part of the Agreement as if attached to this Agreement or repeated therein. In the event that there is a conflict between Bid 18-04RB "Rebid Tamarac Sports Complex Field #4 Renovation Project" as issued by City, and the contractor's bid response; Bid 18-04RB "Rebid Tamarac Sports Complex Field #4 Renovation Project" as issued by City shall take precedence over the contractor's bid response. Furthermore, in the event of a conflict between this document and any other Contract Documents, this Agreement shall prevail.

2) THE WORK

2.1. The Contractor shall perform all work for the City required by the contract documents as set forth below:

2.1.1 Contractor shall furnish all labor, materials, and equipment necessary to complete the scope of work, as outlined in the contract documents including all Addendums, Exhibits, Attachments and Appendices.

2.1.2 Contractor shall supervise the work force to ensure that all workers conduct themselves and perform their work in a safe and professional manner. Contractor shall comply with all OSHA safety rules and regulations in the operation of equipment and in the performance of the work. Contractor shall at all times have a competent field supervisor on the job site to enforce these policies and procedures at the Contractor's expense.

2.1.3 Contractor shall provide the City with seventy-two (72) hours written notice prior to the beginning of work under this Agreement and prior to any schedule change with the exception of changes caused by inclement weather.

2.1.4 Contractor shall comply with any and all Federal, State, and local laws and regulations now in effect, or hereinafter enacted during the term of this

Agreement, which are applicable to the Contractor, its employees, agents or subcontractors, if any, with respect to the work and services described herein.

3) INSURANCE

3.1. Contractor shall obtain at Contractor's expense all necessary insurance in such form and amount as specified in the original bid document or as required by the City's Risk and Safety Manager before beginning work under this Agreement including, but not limited to, Workers' Compensation, Commercial General Liability, Builder's Risk and all other insurance as required by the City, including Professional Liability when appropriate. Contractor shall maintain such insurance in full force and effect during the life of this Agreement. Contractor shall provide to the City's Risk and Safety Manager certificates of all insurances required under this section prior to beginning any work under this Agreement. The Contractor will ensure that all subcontractors comply with the above guidelines and will retain all necessary insurance in force throughout the term of this agreement.

3.2. Contractor shall indemnify and hold the City harmless for any damages resulting from failure of the Contractor to take out and maintain such insurance. Contractor's Liability Insurance policies shall be endorsed to add the City as an additional insured. Contractor shall be responsible for payment of all deductibles and self-insurance retentions on Contractor's Liability Insurance policies. The following are required types and minimum limits of insurance coverage, which the Bidder agrees to maintain during the term of this contract:

- General Liability - \$2M/\$3M
- Excess Liability - \$5M/\$5M
- Automobile – \$1M/\$1M
- Workers Comp - Statutory
- Employer's Liability - \$1M
- Professional E&O - \$2M/\$2M

4) PERFORMANCE, PAYMENT AND WARRANTY BONDS

4.1 Within fifteen (15) calendar days after contract award, but in any event prior to commencing work, the Successful Bidder shall execute and furnish the CITY a Performance Bond and Payment Bond, each written by a corporate surety, having a resident agent in the State of Florida and having been in business with a record of successful continuous operation for at least five (5) years. The surety shall hold a current certificate of authority from the Secretary of Treasury of the United States as an acceptable surety on federal bonds in accordance with United States Department of Treasury Circular No. 570.

4.2 The Contractor shall be required to provide acceptable, separate Performance and Payment Bonds in the amount of one hundred 100% of the bid award amount as security for the faithful project performance and payment of all the Contractor's obligations under the contract documents, per City Code Section 10-156. The Performance Bond shall be conditioned that the Successful Bidder performs the contract in the time and manner prescribed in the contract. The Payment Bond shall be conditioned that the Successful Bidder promptly make payments to all persons who supply the Successful Bidder in the prosecution of the work provided for in the contract and shall provide that the surety shall pay the same in the

amount not exceeding the sum provided in such bonds, together with interest at the maximum rate allowed by law and that they shall indemnify and hold harmless the CITY to the extent of any and all payments in connection with the carrying out of said contract which the CITY may be required to make under the law. Payment and Performance Bonds must be submitted on City forms, included herein. At the completion and formal approval and acceptance of all work associated with the project, a one-year warranty period will begin. If the surety on any bond furnished by the Contractor is declared bankrupt or becomes insolvent, or its right to do business is terminated in Florida, the Contractor shall, within seven (7) days thereafter, substitute another bond meeting the requirements outlined above, which must also be acceptable to the City.

- 4.3 Such bonds shall continue in effect for one (1) year after final payment becomes due except as otherwise provided by law or regulation or by the Contract Documents with the final sum of said bonds reduced after final payment to an amount equal to twenty five percent (25%) of the Contract price, or an additional bond shall be conditioned that the Contractor correct any defective or faulty work or material which appear within one (1) year after final completion of the Contract, upon notification by CITY. The Warranty Bond shall cover the cost of labor as well as materials.
- 4.4 Pursuant to the requirements of Chapter 255.05 (1) (b), Florida Statutes, the Contractor shall ensure that the Performance and Payment Bond or **Bonds referenced above shall be recorded in the Public records of Broward County at the Bidder's expense. Proof of recording must be submitted to the City prior to issuance of any purchase order or payment by the City.** One (1) set of original Performance and Payment Bond documents is required to be provided to the City prior to the issuance of any Notice to Proceed by the City

5) TIME OF COMMENCEMENT AND SUBSTANTIAL COMPLETION

- 5.1 The work to be performed under this Agreement shall be commenced after City execution of the Agreement and not later than ten (10) days after the date that Contractor receives the City's Notice to Proceed. The work shall be completed within **One Hundred Eighty (180)** Calendar days for Final Completion from issuance of City's Notice to Proceed, subject to any permitted extensions of time under the Contract Documents. The work under this agreement shall be substantially complete (i.e. Substantial Completion) within **One Hundred Fifty (150)** calendar days from issuance of City's Notice to Proceed.
- 5.2 During the pre-construction portion of the work hereunder, the parties agree to work diligently and in good faith in performing their obligations hereunder, so that all required permits for the construction portion of the work may be obtained by the City in accordance with the Schedule included in the Contract Documents. In the event that any delays in the pre-construction or construction portion of the work occur, despite the diligent efforts of the parties hereto, and such delays are the result of force majeure or are otherwise outside of the control of either party hereto, then the parties shall agree on an equitable extension of the time for substantial completion hereunder and any resulting increase in general condition costs.

6) CONTRACT SUM

The Contract Sum for the above work is a "not to exceed" total of **One Million One Hundred Forty-Five Thousand Seven Hundred Sixty-Two Dollars and Two Cents (\$1,145,762.02)**.

7) PAYMENTS

Payment will be made monthly for work that has been completed, inspected and properly invoiced. A retainage of ten percent (10%) will be deducted from monthly payments until fifty percent (50%) of the project is complete. Retainage will be reduced to five percent (5%) thereafter. Retainage monies will be released upon satisfactory completion and final inspection of the work. Invoices must bear the project name, project number, bid number and purchase order number. City has up to thirty (30) days to review, approve and pay all invoices after receipt. The Contractor shall invoice the City for final payment and provide a written request to the City to commence the one (1) year warranty period, from the date of City approval of Final Payment. All necessary Releases of Liens and Affidavits and approval of Final Payments shall be processed before the warranty period begins. All payments shall be governed by the Florida Prompt Payment Act, F.S., Part VII, Chapter 218.

8) REMEDIES

- 8.1** Damages: The City reserves the right to recover any ascertainable actual damages incurred as a result of the failure of the Contractor to perform in accordance with the requirements of this Agreement, or for losses sustained by the City resultant from the Contractor's failure to perform in accordance with the requirements of this Agreement.
- 8.2** Correction of Work: If, in the judgment of the City, work provided by the Contractor does not conform to the requirements of this Agreement, or if the work exhibits poor workmanship, the City reserves the right to require that the Contractor correct all deficiencies in the work to bring the work into conformance without additional cost to the City, and / or replace any personnel who fail to perform in accordance with the requirements of this Agreement. The City shall be the sole judge of non-conformance and the quality of workmanship.

9) CHANGE ORDERS

- 9.1** All Change Orders shall include a maximum Overhead and Profit, not to exceed five percent (5%) and five percent (5%) respectively.
- 9.2** Without invalidating the contract, without any monetary compensation, and without notice to any surety, the City reserves and shall have the right to make increases, decreases or other changes to the work as may be considered necessary or desirable to complete the proposed construction in a satisfactory manner. The Contractor shall not start work pursuant to a change order until the change order setting forth the adjustments is approved by the City, and executed by the City and Contractor. Once the change order is so approved, the Contractor shall promptly proceed with the work.
- 9.3** The Contract Price constitutes the total compensation (subject to authorized adjustments, if applicable) payable to the Contractor for performing the work. All duties, responsibilities and obligations assigned to or undertaken by the Contractor shall be at Contractor's expense without change in the Contract Price or Time except as approved in writing by the City.

- 9.4 The Contract Price and/or Time may only be changed by a Change Order. A fully executed change order for any extra work must exist before such extra work is begun. Any claim for an increase or decrease in the Contract Price shall be based on written notice delivered by the party making the claim to the other party promptly (but in no event later than 15 days) after the occurrence of the event giving rise to the claim and stating the general nature of the claim. The amount of the claim with supporting data shall be delivered (unless the City allows an additional period of time to ascertain more accurate data in support of the claim) and shall be accompanied by claimant's written statement that the amount claimed covers all known amounts to which the claimant is entitled as a result of the occurrence of said event. No claim for an adjustment in the Contract Price will be valid if not submitted in accordance with this Paragraph.
- 9.5 The Contract Time may only be changed by a Change Order. A fully executed change order must exist prior to extension of the contract time.
- 9.6 Any claim for an extension of the Contract Time shall be based on written notice delivered by the party making the claim to the other party no later than fifteen (15) days after the occurrence of the event giving rise to the claim. Notice of the extent of the claim shall be delivered with supporting data and stating the general nature of the claim. Contractor hereby agrees to waive rights to recover any lost time or incurred costs from delays unless Contractor has given the notice and the supporting data required by this Paragraph.
- 9.7 Extensions of time shall be considered and will be based solely upon the effect of delays to the work as a whole. Extensions of time shall not be granted for delays to the work, unless the Contractor can clearly demonstrate that such delays did or will, in fact, delay the progress of work as a whole. Time extensions shall not be allowed for delays to parts of the work that are not on the critical path of the project schedule. Time extensions shall not be granted until all float or contingency time, at the time of delay, available to absorb specific delays and associated impacts is used.
- 9.8 In the event satisfactory adjustment cannot be reached by City and Contractor for any item requiring a change in the contract, and a change order has not been issued, City reserves the right at its sole option to terminate the contract as it applies to these items in question and make such arrangements as City deems necessary to complete the work. The cost of any work covered by a change order for an increase or decrease in contract price shall be determined by mutual acceptance of a Guaranteed Maximum Price by the City and Contractor. If notice of any change in the contract or contract time is required to be given to a surety by the provisions of the bond, the giving of such notice shall be the Contractor's responsibility, and the amount of each applicable bond shall be adjusted accordingly. The Contractor shall furnish proof of such adjustment to the City. Failure of the Contractor to obtain such approval from the Surety may be a basis for termination of this Contract by the City.

10) LIQUIDATED DAMAGES

Project Substantial completion shall be within One Hundred Fifty 150 calendar days from Contractor's receipt of City's Notice to Proceed. Final Completion shall be Thirty 30 calendar days from date of substantial completion. All time limits stated in the Contract Documents are of the essence of the Agreement. The parties acknowledge that damages arising from delay in meeting these time limits are difficult or impossible to ascertain. Therefore, the parties hereby agree that in the event that the Contractor fails to

meet the time limits, as may be extended by the City in accordance with the terms of the Agreement or as otherwise provided in the Agreement, liquidated damages will be assessed against Contractor in the amount of **Four Hundred Dollars and no Cents (\$400.00)** for each calendar day beyond the time imposed until such work is completed.

11) NO DAMAGES FOR DELAYS

ALL TIME LIMITS STATED IN THE CONTRACT DOCUMENTS ARE OF THE ESSENCE OF THE AGREEMENT. EXCEPT AS PROVIDED HEREIN, NO CLAIM FOR DAMAGES OR ANY CLAIM OTHER THAN FOR AN EXTENSION OF TIME SHALL BE MADE OR ASSERTED AGAINST CITY BY REASON OF ANY DELAYS. Contractor shall not be entitled to an increase in the construction cost or payment or compensation of any kind from City for direct, indirect, consequential, impact or other costs, expenses or damages including but not limited to costs of acceleration or inefficiency, arising because of delay, disruption, interference or hindrance from any cause whatsoever, whether such delay, disruption, interference be reasonable or unreasonable, foreseeable or unforeseeable, or avoidable or unavoidable; provided, however, that this provision shall not preclude recovery of damages by Contractor for hindrances or delays due solely to fraud, bad faith or active interference on the part of City or its agents. In addition, if Contractor is delayed at any time in the progress of the Work by an act or neglect of the City's employees, or separate contractors employed by the City, or by changes ordered in the Work, or by delay authorized by the City pending arbitration, then the Contract Time shall be reasonably extended by Change Order, and the Guaranteed Maximum Price shall be reasonably increased by Change Order in order to equitably increase the general conditions component of the Guaranteed Maximum Price. Furthermore, if Contractor is delayed at any time in the progress of the Work by labor disputes, fire, unusual delay in deliveries, adverse weather conditions not reasonably anticipated, unavoidable casualties or other causes beyond the Contractor's control, or by other causes which the City and Contractor agree may justify delay, then the Contract Time shall be reasonably extended by Change Order. Otherwise, Contractor shall be entitled only to extensions of the Contract Time as the sole and exclusive remedy for such resulting delay, in accordance with and to that extent specifically provided above. No extension of time shall be granted for delays resulting from normal weather conditions prevailing in the area as defined by the average of the last ten (10) years of weather data as recorded by the United States Department of Commerce, National Oceanic and Atmospheric Administration at the Fort Lauderdale Weather Station.

12) WAIVER OF LIENS

Prior to final payment of Contract Sum, a final waiver of lien shall be submitted to City by Contractor from all suppliers, subcontractors, and/or Contractors who submitted a "Notice to Owner" and a Consent of Surety on behalf of any and all other suppliers and subcontractors who worked on the project that is the subject of this Agreement. Payment of the invoice and acceptance of such payment by the Contractor shall release City from all claims of liability by Contractor in connection with the agreement.

13) WARRANTY

Contractor warrants the work against defect for a period of **eight (8)** years from the timeline defined in Exhibit A – Technical Specifications. In the event that defect occurs during this time, Contractor shall perform such steps as required to remedy the defects. Contractor shall be responsible for any damages caused by defect to affected area or to interior structure. The **eight (8)** year warranty period does not begin until approval of final payment for the entire project, and the subsequent release of any Performance or Payment Bonds, which may be required by the original bid document.

14) INDEMNIFICATION

14.1 The Contractor shall indemnify and hold harmless the City, its elected and appointed officials, employees, and agents from any and all claims, suits, actions, damages, liability, and expenses (including attorneys' fees) in connection with loss of life, bodily or personal injury, or property damage, including loss of use thereof, directly or indirectly caused by, resulting from, arising out of or occurring in connection with the operations of the Contractor or its officers, employees, agents, subcontractors, or independent Contractors, excepting only such loss of life, bodily or personal injury, or property damage solely attributable to the gross negligence or willful misconduct of the City or its elected or appointed officials and employees. The above provisions shall survive the termination of this Agreement and shall pertain to any occurrence during the term of this Agreement, even though the claim may be made after the termination hereof.

14.2 Nothing contained herein is intended nor shall be construed to waive City's rights and immunities under the common law or Florida Statutes 768.28, as amended from time to time

15) NON-DISCRIMINATION & EQUAL OPPORTUNITY EMPLOYMENT

During the performance of the Contract, the Contractor shall not discriminate against any employee or applicant for employment because of race, religion, color, gender, national origin, sex, age, marital status, political affiliation, familial status, sexual orientation, or disability if qualified. The Contractor will take affirmative action to ensure that employees are treated during employment, without regard to their race, religion, color, gender or national original, or disability. Such actions must include, but not be limited to, the following: employment, promotion; demotion or transfer; recruitment or recruitment advertising, layoff or termination; rates of pay or other forms of compensation; and selection for training, including apprenticeship. The Contractor shall agree to post in conspicuous places, available to employees and applicants for employment, notices to be provided by the contracting officer setting forth the provisions of this nondiscrimination clause. The Contractor further agrees that he/she will ensure that Subcontractors, if any, will be made aware of and will comply with this nondiscrimination clause.

16) INDEPENDENT CONTRACTOR

This Agreement does not create an employee/employer relationship between the Parties. It is the intent of the Parties that the Contractor is an independent contractor under this Agreement and not the City's employee for any purposes, including but not limited to, the application of the Fair Labor Standards Act minimum wage and overtime payments, Federal Insurance Contribution Act, the Social Security Act, the Federal Unemployment Tax Act, the provisions of the Internal Revenue Code, the State Worker's Compensation Act, and the State Unemployment Insurance law. The Contractor shall retain sole and absolute discretion in the judgment of the manner and means of carrying out Contractor's activities and responsibilities hereunder provided, further that administrative procedures applicable to services rendered under this Agreement shall be those of Contractor, which policies of Contractor shall not conflict with City, State, or United States policies, rules or regulations relating to the use of Contractor's funds provided for herein. The Contractor agrees that it is a separate and independent enterprise from the City, that it had full opportunity to find other business, that it has made its own investment in its business, and that it will utilize a high level of skill necessary to perform the work. This Agreement shall not be construed as creating any joint employment relationship between the Contractor and the City and the City will not be liable for any obligation incurred by Contractor,

including but not limited to unpaid minimum wages and/or overtime premiums.

17) ASSIGNMENT AND SUBCONTRACTING

Contractor shall not transfer or assign the performance required by this Agreement without the prior consent of the City. This Agreement, or any portion thereof, shall not be subcontracted without the prior written consent of the city.

18) NOTICE

Whenever either party desires or is required under this Agreement to give notice to any other party, it must be given by written notice either delivered in person, sent by U.S. Certified Mail, U.S. Express Mail, air or ground courier services, or by messenger service, as follows:

CITY

City Manager
City of Tamarac
7525 N.W. 88th Avenue
Tamarac, FL 33321

With a copy to the City Attorney at the following address:

Goren, Cherof, Doody & Ezrol, P.A.
3099 East Commercial Blvd., Suite 200
Fort Lauderdale, FL 33308

CONTRACTOR

Name: XGD Systems, LLC
Address: 415 NW Flagler Avenue, Unit 302 Stuart, FL 34994
FIN/EIN: 20-1254730
Contract Licensee: CGC1526424
Contact: Michael Kalman
Email: mkalman@xgd.systems
Phone: 772-286-3419
Fax: 772-286-2855

19) TERMINATION

19.1 Termination for Convenience: This Agreement may be terminated by City for convenience, upon seven (7) days of written notice by terminating party to the other party for such termination in which event Contractor shall be paid its compensation for services performed to termination date, including services reasonably related to termination. In the event that Contractor abandons this Agreement or causes it to be terminated, Contractor shall indemnify city against loss pertaining to this termination.

19.2 Default by Contractor: In addition to all other remedies available to the City, this Agreement shall be subject to cancellation by the City for cause, should the Contractor neglect or fail to perform or observe any of the terms, provisions, conditions, or requirements herein contained, if such neglect or failure shall

continue for a period of thirty (30) days after receipt by Contractor of written notice of such neglect or failure.

20) AGREEMENT SUBJECT TO FUNDING

This agreement shall remain in full force and effect only as long as the expenditures provided for in the Agreement have been appropriated by the City Commission of the City of Tamarac in the annual budget for each fiscal year of this Agreement, and is subject to termination based on lack of funding.

21) VENUE

This Agreement shall be governed by the laws of the State of Florida as now and hereafter in force. The venue for actions arising out of this agreement is fixed in Broward County, Florida.

22) SIGNATORY AUTHORITY

The Contractor shall provide the City with copies of requisite documentation evidencing that the signatory for Contractor has the authority to enter into this Agreement.

23) SEVERABILITY; WAIVER OF PROVISIONS

Any provision in this Agreement that is prohibited or unenforceable in any jurisdiction shall, as to such jurisdiction, be ineffective to the extent of such prohibition or unenforceability without invalidating the remaining provisions hereof or affecting validity or enforceability of such provisions in any other jurisdiction. The non-enforcement of any provision by either party shall not constitute a waiver of that provision nor shall it affect enforceability of that provision or of the remainder of this Agreement.

24) UNCONTROLLABLE CIRCUMSTANCES

24.1 Neither the City nor Contractor shall be considered to be in default of this Agreement if delays in or failure of performance shall be due to Uncontrollable Forces, the effect of which, by the exercise of reasonable diligence, the non-performing party could not avoid. The term "Uncontrollable Forces" shall mean any event which results in the prevention or delay of performance by a party of its obligations under this Agreement and which is beyond the reasonable control of the nonperforming party. It includes, but is not limited to fire, flood, earthquakes, storms, lightning, epidemic, war, riot, civil disturbance, sabotage, and governmental actions, such as delays in permitting due to outside agencies, which are beyond the Contractor's control.

24.2 Neither party shall, however, be excused from performance if nonperformance is due to forces, which are preventable, removable, or remediable, and which the nonperforming party could have, with the exercise of reasonable diligence, prevented, removed, or remedied with reasonable dispatch. The nonperforming party shall, within a reasonable time of being prevented or delayed from performance by an uncontrollable force, give written notice to the other party describing the circumstances and uncontrollable forces preventing continued performance of the obligations of this Agreement.

25) MERGER; AMENDMENT

This Agreement constitutes the entire Agreement between the Contractor and the City, and negotiations and oral understandings between the parties are merged herein. This Agreement can be supplemented and/or amended only by a written document executed by both the Contractor and the City.

26) NO CONSTRUCTION AGAINST DRAFTING PARTY

Each party to this Agreement expressly recognizes that this Agreement results from the negotiation process in which each party was represented by counsel and contributed to the drafting of this Agreement. Given this fact, no legal or other presumptions against the party drafting this Agreement concerning its construction, interpretation or otherwise accrue to the benefit of any party to the Agreement, and each party expressly waives the right to assert such a presumption in any proceedings or disputes connected with, arising out of, or involving this Agreement.

27) CONTINGENT FEES

The Contractor warrants that it has not employed or retained any company or person, other than a bona fide employee working solely for the Contractor to solicit or secure this Agreement and that it has not paid or agreed to pay any person, company, corporation, individual or firm, other than a bona fide employee working solely for the Contractor, any fee, commission, percentage, gift or any other consideration contingent upon or resulting from the award or making of this Agreement.

28) SCRUTINIZED COMPANIES - 287.135 AND 215.473

28.1 By execution of this Agreement, Contractor certifies that Contractor is not participating in a boycott of Israel. Contractor further certifies that Contractor is not on the Scrutinized Companies that Boycott Israel list, not on the Scrutinized Companies with Activities in Sudan List, and not on the Scrutinized Companies with Activities in the Iran Petroleum Energy Sector List, or has Contractor been engaged in business operations in Syria. Subject to limited exceptions provided in state law, the City will not contract for the provision of goods or services with any scrutinized company referred to above.

28.2 Submitting a false certification shall be deemed a material breach of contract. The City shall provide notice, in writing, to Contractor of the City's determination concerning the false certification. Contractor shall have five (5) days from receipt of notice to refute the false certification allegation. If such false certification is discovered during the active contract term, Contractor shall have ninety (90) days following receipt of the notice to respond in writing and demonstrate that the determination of false certification was made in error. If Contractor does not demonstrate that the City's determination of false certification was made in error then the City shall have the right to terminate the contract and seek civil remedies pursuant to Section 287.135, Florida Statutes, as amended from time to time.

29) PUBLIC RECORDS

29.1 The City of Tamarac is a public agency subject to Chapter 119, Florida Statutes. The Contractor shall comply with Florida's Public Records Law. Specifically, the Contractor shall:

- 29.1.1 Keep and maintain public records that ordinarily and necessarily would be required by the City in order to perform the service;
 - 29.1.2 Provide the public with access to such public records on the same terms as that the City would provide the records and at a cost that does not exceed that provided in chapter 119, Fla. Stat., or as otherwise provided by law;
 - 29.1.3 Ensure that public records that are exempt or that are confidential and exempt from public record requirements are not disclosed except as authorized by law; and
 - 29.1.4 Meet all requirements for retaining public records and transfer to the City, at no cost, all public records in possession of the contractor upon termination of the contract and destroy any duplicate public records that are exempt or confidential and exempt. All records stored electronically must be provided to the City in a format that is compatible with the information technology systems of the agency.
- 29.2 The failure of Contractor to comply with the provisions set forth in this Article shall constitute a Default and Breach of this Agreement and the City shall enforce the Default in accordance with the provisions set forth in, "Termination", herein.

30) CUSTODIAN OF RECORDS

IF THE CONTRACTOR HAS QUESTIONS REGARDING THE APPLICATION OF CHAPTER 119, FLORIDA STATUTES, TO THE CONTRACTOR'S DUTY TO PROVIDE PUBLIC RECORDS RELATING TO THIS CONTRACT, CONTACT THE CUSTODIAN OF PUBLIC RECORDS AT:

**CITY CLERK
7525 NW 88TH AVENUE
ROOM 101
TAMARAC, FL 33321
(954) 597-3505
CITYCLERK@TAMARAC.ORG**

Balance of Page Intentional Left Blank

IN WITNESS WHEREOF, the parties have made and executed this Agreement on the respective dates under each signature. CITY OF TAMARAC, signing by and through its Mayor and City Manager, and CONTRACTOR, signing by and through its CEO duly authorized to execute same.

CITY OF TAMARAC

Michelle J. Gomez, Mayor

Date

ATTEST:

Michael C. Cernech, City Manager

Patricia A. Teufel, CMC
City Clerk

Date

Date

Approved as to form and legal sufficiency:

City Attorney

Date

ATTEST:

XGD SYSTEMS, LLC

Signature of Corporate Secretary

Signature of CEO

Type/Print Name of Corporate Secy.

Geoff Corlett

(CORPORATE SEAL)

Date

CORPORATE ACKNOWLEDGEMENT

STATE OF _____ :

:SS

COUNTY OF _____ :

I HEREBY CERTIFY that on this day, before me, an Officer duly authorized in the State aforesaid and in the County aforesaid to take acknowledgments, personally appeared _____, President of _____, a _____ Corporation, to me known to be the person(s) described in and who executed the foregoing instrument and acknowledged before me that he/she executed the same.

WITNESS my hand and official seal this day of _____, 20__.

Signature of Notary Public
State of Florida at Large

Print, Type or Stamp
Name of Notary Public

☐
☐

Personally known to me or
Produced Identification

Type of I.D. Produced

☐
☐

DID take an oath, or
DID NOT take an oath.



Title - TR13214 - Consolidated Annual Performance Evaluation Report

Item No., 9 (a) on Public Hearing(s). (TR13214) A Resolution of the City Commission of the City of Tamarac, Florida approving the Consolidated Annual Performance Evaluation Report (CAPER FY2017-2018) which is attached hereto as Exhibit "A" for the U.S. Department of Housing & Urban Development (HUD)'s Community Development Block Grant (CDBG) Programs for HUD's Fiscal Year 2017-2018; providing for conflicts; providing for severability; and providing for an effective date. - ***Community Development Director Maxine Calloway and Housing & Neighborhood Programs Manager Coleen Christie***

Commission District(s):

Citywide

ATTACHMENTS:

| Description | Upload Date | Type |
|--------------------------|-------------|------------|
| ❑ TR13214 Memo Revised | 12/6/2018 | Cover Memo |
| ❑ TR13214 Reso - Revised | 12/5/2018 | Resolution |
| ❑ CAPER Report | 11/28/2018 | Exhibit |
| ❑ Public Notice | 11/28/2018 | Exhibit |

CITY OF TAMARAC
INTEROFFICE MEMORANDUM
COMMUNITY DEVELOPMENT DEPARTMENT

TO: Michael C. Cernech,
City Manager

DATE: November 27, 2018

FROM: Maxine A. Calloway,
Director of Community Development

RE: Consolidated Annual Performance
Evaluation Report
(CAPER FY 2017-2018)
Temp. Reso. No. 13214

Recommendation: The Director of Community Development recommends that the Mayor and City Commission approve the Consolidated Annual Performance Evaluation Report (CAPER) for submittal to U.S. Department of Housing & Urban Development (HUD).

Issue: An annual report called the CAPER for FY2017-2018 is required to be submitted to HUD at the conclusion of each funding year.

Background: The CAPER is an annual document that summarizes the expenditures that have been made for the projects and programs submitted to and approved by the U.S. Dept. of Housing & Urban Development for the City's Community Development Block Grant (CDBG) Program in the City's Annual Plan. The City's Fiscal Year 2017-2018 allocation was \$338,151.

The CAPER details how the City performed during the past year in expending funds on eligible projects to benefit the residents of Tamarac. The following goals were established by the Mayor and City Commission:

FY 2017-2018 Accomplishments

Activity: **Home Rehabilitation**

To offer assistance to income eligible homeowners to address code, building, health and safety issues and deficiencies.

Proposed: ***7 Households to be assisted.***

Actual: ***7 Households assisted.***

Demographics: 6 White, 1 Black, 1 Other
2 Hispanic
4 Female Head of Households
3 Senior Households
2 Disabled

Activity: **Public Service (Full Time Information & Referral Specialist)**

This activity will include funding for a temporary full-time information and referral specialist to provide information and referral services and ongoing case management services to residents.

Proposed: ***100 Unduplicated residents to be assisted.***

Actual: ***77 Unduplicated residents assisted.***

The Parks and Recreation Department, through its Social Services Division, administers all Public Services activities. During FY 2017/2018 Social Services was unable to meet the goal of assisting 100 residents because the Information & Referral Specialist position was vacant between January 2018 through May 2018.

Demographics: 48 White, 23 Black, 4 Other, 2 American Ind./Native American of which 23 residents identified as Hispanic
52 Female Head of Households
2 disabled residents assisted through this activity.
34 Senior Households

Activity: Public Service (Counseling Services)

This activity will include funding for support groups to individuals, families, as a result of continuing family issues (bereavement, mental health, and other life skill improvement activities).

Proposed: 19 Unduplicated residents to be assisted.

Actual: 25 Unduplicated residents assisted.

Demographics: 17 White, 5 Black, 2 Other, 1 American Ind./Native American of which 5 residents identified as Hispanic
16 Female Head of Households
0 disabled residents assisted through this activity.
13 Senior Households

CDBG funds have a five-year life cycle allowing grantees to plan for both short term and long-term projects. As such, 2017/2018 money will continue to be available through fiscal year 2020 /2021. Consequently, while funds are expended through activities reported for 2017/2018 cycle, funds are required to be taken from previous years allocations, thus impacting the total funds are reported and the year in which the funds were reported.

The following is an approximate breakdown of the City's FY 2017/2018 funds activity to date:

| | |
|---------------------------------|-------------|
| Expended Funds | \$441,761 |
| Allocated Funds for FY2017/2018 | \$338,151 |
| Expended Funds from Prior Years | \$ 103, 610 |

The CAPER for FY2017-2018 requires approval by the City Commission at which a public hearing will take place. Any comments received will be incorporated into the document. Following City Commission approval, the CAPER will be submitted to HUD for review and approval. The public review period took place November 19, 2018 – December 10, 2018, no public comments have been received to date. The submittal of the CAPER is a required document to remain consistent with HUD regulations.

Fiscal Impact: The CAPER is a detailed financial report documenting how CDBG FY 2017-2018 funds were allocated and has no effect on the City's budget. This item supports strategic goal #5 – A Vibrant Community – the Community Development Block grant program directly impacts the quality of life of the residents of Tamarac while enhancing the built environment.



Maxine Calloway,
Director of Community Development

Attachments:

Temp. Reso. No. 13214 Resolution
Consolidated Annual Performance Evaluation Report and associated Exhibits

CITY OF TAMARAC, FLORIDA

RESOLUTION NO R-2018-_____

A RESOLUTION OF THE CITY COMMISSION OF THE CITY OF TAMARAC, FLORIDA APPROVING THE CONSOLIDATED ANNUAL PERFORMANCE EVALUATION REPORT (CAPER FY2017-2018) WHICH IS ATTACHED HERETO AS EXHIBIT "A" FOR THE U.S. DEPARTMENT OF HOUSING & URBAN DEVELOPMENT (HUD)'S COMMUNITY DEVELOPMENT BLOCK GRANT (CDBG) PROGRAMS FOR HUD'S FISCAL YEAR 2017-2018; PROVIDING FOR CONFLICTS; PROVIDING FOR SEVERABILITY; AND PROVIDING FOR AN EFFECTIVE DATE.

WHEREAS, as of October 1, 2017, the City of Tamarac has received funding from the U.S. Department of Housing and Urban Development (HUD) for HUD's Fiscal Year (FY2017-2018) in the amount of Three Hundred Thirty Eighty Thousand One Hundred and Fifty-One (\$338,151) Dollars for its Community Development Block Grant (CDBG) Program; and

WHEREAS, at the conclusion of each funded year, the City of Tamarac must prepare a Consolidated Annual Performance Evaluation Report (CAPER), which details the expenditures for its approved projects and programs undertaken during that fiscal year; and

WHEREAS, the approved CAPER FY 2017-2018 document will be submitted to HUD for approval by December 28, 2018; and

WHEREAS, the Director of Community Development recommends approval; and

WHEREAS, the City Commission of the City of Tamarac, Florida, deems it to be in the best interests of the citizens and residents of the City of Tamarac to approve the Consolidated Annual Performance Evaluation Report (CAPER FY2017-2018) for submittal to the U.S. Department of Housing and Urban Development (HUD) Community Development Block Grant (CDBG) Program.

NOW, THEREFORE, BE IT RESOLVED BY THE CITY COMMISSION OF THE
CITY OF TAMARAC, FLORIDA:

SECTION 1: The foregoing "WHEREAS" clauses are hereby ratified and confirmed as being true and correct and are hereby made a specific part of this Resolution. All exhibits attached hereto are incorporated herein and made a specific part hereof.

SECTION 2: That the City Commission approve the Consolidated Annual Performance Evaluation Report (CAPER FY 2017-2018) (attached hereto as Exhibit "A") to be submitted to the U.S. Department of Housing and Urban Development (HUD) consistent with Community Development Block Grant (CDBG) Program requirements.

SECTION 3: All resolutions or parts of resolutions in conflict herewith are hereby repealed to the extent of such conflict.

SECTION 4: If any clause, section, other part or application of this Resolution is held by any court of competent jurisdiction to be unconstitutional or invalid, in part or application, it shall not affect the validity of the remaining portions or applications of this Resolution.

SECTION 5: This Resolution shall become effective immediately upon its passage and adoption.

PASSED, ADOPTED AND APPROVED this _____ day of _____, 2018

CITY OF TAMARAC, FLORIDA

MICHELLE J. GOMEZ,
MAYOR


ATTEST:

PATRICIA TEUFEL,
CITY CLERK

M. GOMEZ _____
M. BOLTON _____
E. M. GELIN _____
J. FISHMAN _____
D. PLACKO _____

I HEREBY CERTIFY that I
have approved this
RESOLUTION as to form.

SAMUEL S. GOREN,
CITY ATTORNEY



**COMMUNITY DEVELOPMENT BLOCK GRANT (CDBG) PROGRAM
CONSOLIDATED ANNUAL PERFORMANCE EVALUATION REPORT (CAPER)
FY 2017/2018**

**Prepared by:
City of Tamarac Community Development Department
Housing Division
7525 NW 88th Avenue Room 206
Tamarac, FL 33321**

**Submitted to:
Department of Housing and Urban Development Miami Field Office**

TABLE OF CONTENTS

| | |
|--|----|
| EXECUTIVE SUMMARY | 3 |
| CR-05 – GOALS AND OUTCOMES | 5 |
| CR-10 – RACIAL AND ETHNIC COMPOSITION OF FAMILIES ASSISTED | 8 |
| CR-15 – RESOURCES AND INVESTMENTS | 9 |
| LEVERAGING | 10 |
| CR-20 – AFFORDABLE HOUSING | 11 |
| CR-25 – HOMELESS AND OTHER SPECIAL NEEDS | 13 |
| CR-30 – PUBLIC HOUSING | 14 |
| CR-35 – OTHER ACTIONS | 15 |
| CR-40 – MONITORING | 17 |
| CITIZEN PARTICIPATION PLAN | 18 |
| CR-45 – CDBG | 18 |

EXECUTIVE SUMMARY

The City of Tamarac receives Community Development Block Grant (CDBG) funds each year from the U.S. Department of Housing and Urban Development (HUD). In addition to CDBG funds, the City of Tamarac is an entitlement agency of the State Housing Initiative Partnership Program (SHIP) and is a member of the Broward County Consortium of Home Investment Partnership Program (HOME). The Consolidated Annual Performance Evaluation Report (CAPER) details the City's past year performance relative to the expenditure of Community Development Block Grant (CDBG) funds to accomplish those goals stated in the Five-Year Consolidated Plan and its corresponding Annual Action Plan.

The October 1, 2017 through September 30, 2018 funding period covered by this CAPER, reflects the progress made in achieving the annual funding goals and priorities established by the City of Tamarac. The Eighteenth Year grant allocation, totaling \$338,151 and federal compliance actions associated with the receipt of HUD funds is the primary focus of the CAPER. The activities conducted with CDBG funds consist of affordable housing and public/social services. The CAPER also addressed other public and private resources used in accomplishing affordable housing and social services activities. Of note, *Expended amounts* are actual costs that the City has been reimbursed for and is reflected on the Integrated Disbursement Information System (IDIS) system. *Encumbered amounts* are amounts that are not yet reimbursed to the City and/or amounts awarded for work in progress

In summary, the City of Tamarac accomplished the following:

Annual Action Plan Goal for Affordable Housing: The City of Tamarac proposed to provide assistance to seven (7) Households with rehabilitation of owner occupied housing

Goal Outcome for Affordable Housing: Seven (7) families received assistance during the 2017/2018 program year thereby meeting 100% of the goal.

Expenditures: \$287,568

Annual Action Plan Goal for Public/Social Services: The City of Tamarac proposed to provide public/social service assistance to 100 Households through its social service program

Goal Outcome for Public/Social Services: 77 households received public/social service assistance during the 2017/2018 program year thereby meeting 77% of the goal. The City did not meet its annual goal because the position was vacant from January 2018 until May 2018.

Expenditures: \$45,615

Annual Action Plan Goal for Public/Social Services: The City of Tamarac proposed to provide public/social service assistance to 19 unduplicated Households through its social service-counseling program

Goal Outcome for Public/Social Services: 25 unduplicated Households received public/social service assistance during the 2017/2018 program year thereby exceeding 100% of its goal.

Expenditures: \$4,970

Program Admin and Audit: \$60,749

CR-05 - Goals and Outcomes

Progress the jurisdiction has made in carrying out its strategic plan and its action plan. 91.520(a)

The City of Tamarac has prepared the 2017-2018 Consolidated Annual Performance and Evaluation Report (CAPER) as required by the U.S. Department of Housing and Urban Development (HUD) which describes the use of CDBG funds during the first program year of the 2015-2019 Consolidated Plan period. All activities undertaken by the City will benefit very low (below 30% AMI), low (below 50% AMI), and moderate (below 80%) income persons.

The 2015-2019 Five (5) Year Consolidated Plan addressed the City's needs via the following goals and related corresponding priorities summarized below:

- Provide funding assistance to maintain the supply of affordable housing through rehabilitation of older units especially that available to low and moderate income persons within the City.
- Preserve existing housing stock through assistance by the Code Enforcement Division and Building Department.
- Encourage the construction of high quality affordable rental and owner-occupied housing.
- Provide first-time homeownership opportunities, which include includes down payment and or closing costs for low and moderate income residents.
- On-going coordination for services and housing for the homeless.
- Provide public services based on the demand and needs of the residents.

Comparison of the proposed versus actual outcomes for each outcome measure submitted with the consolidated plan and explain, if applicable, why progress was not made toward meeting goals and objectives. 91.520(g)

Comparison of Proposed and Actual Accomplishment

For FY 2017/2018 the City of Tamarac proposed to serve 100 unduplicated residents under Public Service - Full-Time Information & Referral Specialist. The City did not meet the expected number of serving 100 unduplicated residents for the fiscal year, instead, the City assisted 77 unduplicated residents. The City's inability to meet this performance measure is due to the vacancy of the Full-Time Information & Referral Specialist position, this position was vacant from January 2018 through May 2018.

For FY 2017/2018 the City of Tamarac proposed to serve 19 unduplicated residents under Public Service -Counseling Services. The City provided services for 25 unduplicated residents, exceeding 100% of the goal.

For FY 2017/2018 the City of Tamarac proposed to assist 7 households under Home Rehabilitation. The City met its goal

by assisting a total of 7 households.

The information provided in this CAPER provides a review of the uses and accomplishments associated with FY 2017/2018. Below is a brief summary of the accomplishments in FY 2017/2018.

Table 1 - Accomplishments – Program Year & Strategic Plan to Date

| Goal | Category | Source / Amount | Indicator | Unit of Measure | Expected – Strategic Plan | Actual – Strategic Plan | Percent Complete | Expected – Program Year | Actual – Program Year | Percent Complete |
|------------------------|--|------------------|--|------------------------|---------------------------|-------------------------|------------------|-------------------------|-----------------------|------------------|
| Housing | Affordable Housing | CDBG/ \$ 186,015 | Homeowner Housing Rehabilitated | Household Housing Unit | 40 | 23 | 57.5% | 7 | 7 | 100% |
| Housing | Affordable Housing | HOME/\$82,910 | Homeowner Housing Rehabilitated | Household Housing Unit | 10 | 7 | 70% | 2 | 3 | 150% |
| Public/Social Services | Non-Homeless Special Needs Public Services | CDBG/\$44,075 | Public service activities other than Low/Moderate Income Housing Benefit | Persons Assisted | 400 | 199 | 49.75% | 100 | 77 | 77% |
| Public/Social Services | Non-Homeless Special Needs Public Services | CDBG/\$6,615 | Public service activities other than Low/Moderate Income Housing Benefit | Persons Assisted | 120 | 83 | 69.17 | 19 | 25 | 131.58% |

Assess how the jurisdiction's use of funds, particularly CDBG, addresses the priorities and specific objectives identified in the plan, giving special attention to the highest priority activities identified.

The City of Tamarac continues to promote high quality housing development, as well as quality maintenance of the City's existing housing stock by residents. Table 1 details the progress made by the City towards achieving and addressing all priority objectives as identified in the 2015-2019 five (5) year Consolidated Plan. Both the City's owner-occupied housing rehabilitation program and the Purchase Assistance program are designed to address these needs, increasing the affordability of safe and decent housing, while maintaining the City's affordable housing stock.

CR-10 - Racial and Ethnic composition of families assisted

Describe the families assisted (including the racial and ethnic status of families assisted). 91.520(a)

| | CDBG |
|---|------------|
| White | 70 |
| Black or African American | 29 |
| Asian | 0 |
| American Indian or American Native | 3 |
| Native Hawaiian or Other Pacific Islander | 0 |
| Other | 7 |
| Total | 109 |
| Hispanic | 30 |
| Not Hispanic | 79 |

Narrative

The racial/ethnic composition of those assisted through CDBG in FY 2017/2018 are as follows: 70 White, 29 Black, 3 American Indian or American Native, and 7 Other. Of the 109 household served, 30 households were of Hispanic ethnicity, 72 households were headed by females and 50 household were classified as elderly. The City assisted 4 disabled residents.

CR-15 - Resources and Investments 91.520(a)*Identify the resources made available*

Table 2 - Resources Made Available

| Source of Funds | Source | Resources Made Available | Amount Expended During Program Year |
|------------------------|---------------|---------------------------------|--|
| CDBG (FY17/18) | CDBG | \$338,151 | \$441,761 |
| HOME (FY16/17) | HOME | \$82,910 | \$82,910 |

Narrative

The CDBG resources available for the implementation of projects throughout for the FY2017/2018 is \$338,151 the City has expended \$441,761; this total includes draws made from activities under prior fiscal years.

The HOME resources available for the implementation of projects was \$82,910, the City has expended \$82,910

Table 3 – Identify the geographic distribution and location of investments

| Target Area | Planned Percentage of Allocation | Actual Percentage of Allocation | Narrative Description |
|--------------------|---|--|------------------------------|
| City Wide Low-Mod | 80% | 80% | City-Wide Low Mod |

Narrative

The City of Tamarac allocated 80% of its total allocation to serve Low and Moderate Income Households-Citywide. This percentage does not include Program Administration.

Leveraging

Leveraging is utilized by the City as an excellent tool to better meet the needs of its low and moderate income persons by increasing the total number of dollars available per person. Broward County has been designated as a HOME Consortium by the U.S. Department of Housing and Urban Development (HUD) and receives an annual allocation of HOME funds on behalf of the thirteen (13) participating Consortium cities. These funds have enabled members of the consortium to expand their initiatives and resources to provide safe, decent and affordable housing to the residents of the participating cities. The City of Tamarac is a part of the Consortium, with the leveraging of HOME funds, the City is able to increase the financial resources available for specific housing needs.

As a SHIP grantee, the City of Tamarac has been successful in leveraging CDBG dollars with SHIP dollars to not only increase the total dollars available to the applicant, but to assist certain moderate income persons' not eligible under CDBG income criteria.

Although the grant funds fluctuate and have been limited over the past few years, the City leveraged the following FY 2017/2018 funds to benefit low/moderate income households:

- CDBG funds in the amount of \$338,151
- SHIP funds in the amount of: \$269,411
- HOME funds in the amount of: \$ 82,910 (FY16/17)

The City currently does not have any funding source that requires matching

The City has assessed its inventory of publicly owned land and a determination was made that the City does not currently own land that is suitable for use as affordable housing. Should the City purchase residential land in the future, the City will maintain a current list showing locations and zoning.

CR-20 - Affordable Housing 91.520(b)

Evaluation of the jurisdiction's progress in providing affordable housing, including the number and types of families served, the number of extremely low-income, low-income, moderate-income, and middle-income persons served.

Table 4 – Number of Households

| | One-Year Goal | Actual |
|--|---------------|----------------------------------|
| Number of homeless households to be provided affordable housing units | | |
| Number of non-homeless households to be provided affordable housing units | 7 | 7 of which 2 are disabled |
| Number of special-needs households to be provided affordable housing units | | |
| Total | 7 | 7 |

Table 5 – Number of Households Supported

| | One-Year Goal | Actual |
|--|---------------|----------|
| Number of households supported through rental assistance | | |
| Number of households supported through the production of new units | | |
| Number of households supported through the rehab of existing units | 7 | 7 |
| Number of households supported through the acquisition of existing units | | |
| Total | 7 | 7 |

Discuss the difference between goals and outcomes and problems encountered in meeting these goals.

During FY 2017/2018, the City of Tamarac was successful in meeting the goals proposed in the Annual Action Plan. The City will continue to monitor its programs to ensure that the priority needs of increasing the supply of affordable housing units and preserving the current affordable housing stock is continuously met. The owner-occupied rehabilitation program targeted current low and moderate income homeowners in an effort to improve the condition of their dwelling units while maintaining their unit's affordability.

Discuss how these outcomes will impact future annual action plans.

Based on the results obtained in FY 2017/2018, the City is on track to meeting the goals stipulated in the 2015-2019 Consolidated Plan. The City will continue to evaluate its program designs to ensure that the maximum number of households are assisted with the limited funding received. The City will continue to work in partnership with the various private and no-profit entities to promote affordable housing through the City. The City foresees that as housing stock ages, the preservation of these homes become more important

Include the number of extremely low-income, low-income, and moderate-income persons served by each activity where information on income by family size is required to determine the eligibility of the activity.

Table 6 – Number of Households Served

| Number of Households Served | CDBG Actual |
|------------------------------------|--------------------|
| Extremely Low-income | |
| Low-income | 2 |
| Moderate-income | 5 |
| Total | 7 |

Narrative Information

Of the households assisted with CDBG funding, five (5) were in the moderate-income (51-80% AMI) category and two (2) in the low-income (31-50% AMI) category.

CR-25 - Homeless and Other Special Needs 91.220(d, e); 91.320(d, e); 91.520(c)

Evaluate the jurisdiction's progress in meeting its specific objectives for reducing and ending homelessness through: Reaching out to homeless persons (especially unsheltered persons) and assessing their individual needs and addressing the emergency shelter and transitional housing needs of homeless persons

The City is a member of the Broward County Homeless Partnership Initiative, which is the lead agency for the regional (Broward County) Continuum of Care. The City supports the Initiative and its efforts to end homelessness. Through regular meetings and reports provided by Broward County, the City is kept up to date with Tamarac's homeless population. While the City of Tamarac does not have an initiative in place for homelessness, the City continues to work with Broward County's Continuum of Care (CoC) Homeless Program. The Continuum of Care Program is a comprehensive management concept that requires a combination of services to be brought together in a coordinated effort to help move a family or individual from homelessness to self-sufficiency. The City works with non-profit organizations to provide shelter and transitional housing to the County's homeless, including those who live in Tamarac. In an effort to better serve the needs of the Continuum of Care for the Homeless and local agencies participation, HOME Consortium meetings began incorporating Homeless activities and topics of discussion into its monthly HOME meeting agenda. This allows for an ongoing partnership with the cities and Broward County to address homelessness.

Helping low-income individuals and families avoid becoming homeless, especially extremely low-income individuals and families and those who are: likely to become homeless after being discharged from publicly funded institutions and systems of care (such as health care facilities, mental health facilities, foster care and other youth facilities, and corrections programs and institutions); and, receiving assistance from public or private agencies that address housing, health, social services, employment, education, or youth needs

As a member of the CoC, the City supports the County's Strategic Plan to End Homelessness. As such, the City through its Public Service Social Services program assists low-income individuals and families avoid becoming homeless through the information al and referral services to other community partners. The City's Information and Referral program ensures that persons who are Homeless or in jeopardy of becoming homeless are pointed in the right direction of available resources and provided with appropriate linkages

Helping homeless persons (especially chronically homeless individuals and families, families with children, veterans and their families, and unaccompanied youth) make the transition to permanent housing and independent living, including shortening the period of time that individuals and families experience homelessness, facilitating access for homeless individuals and families to affordable housing units, and preventing individuals and families who were recently homeless from becoming homeless again

As a member of the CoC, the City supports the County's Strategic Plan to End Homelessness. As such, the City through its Public Service Social Services program assists low-income individuals and families avoid becoming homeless through the informational and referral services to other community partners. The City's Information and Referral program ensures that persons who are Homeless or, families in jeopardy of becoming homeless, are pointed in the right direction of available resources and provided with appropriate linkages.

CR-30 - Public Housing 91.220(h); 91.320(j)

Actions taken to address the needs of public housing

The City of Tamarac does not have a PHA but continues to disseminate information regarding public housing options to clients who inquire about Public Housing.

Actions taken to encourage public housing residents to become more involved in management and participate in homeownership

The City of Tamarac funds a purchase assistance program, which provides zero interest deferred loans to income eligible first-time homebuyers. The City also refers residents to home ownership counseling and lender's program as a way to negate predatory lending.

Actions taken to provide assistance to troubled PHAs

Not Applicable

CR-35 - Other Actions 91.220(j)-(k); 91.320(i)-(j)

Actions taken to remove or ameliorate the negative effects of public policies that serve as barriers to affordable housing such as land use controls, tax policies affecting land, zoning ordinances, building codes, fees and charges, growth limitations, and policies affecting the return on residential investment. 91.220 (j); 91.320 (i) Actions taken to address obstacles to meeting underserved needs. 91.220(k); 91.320(j)

The primary obstacle to meeting underserved needs of low to moderate-income persons remains the lack of available funding from federal, state and local resources and the high cost of housing. As such, the City continues to support affordable housing efforts by focusing on the grants available through the CDBG, SHIP and HOME programs. The City funds programs such as purchase assistance funds to foster new affordable housing units throughout the City. The City also funds a residential rehabilitation program to address code violations, health and safety related repairs, as well as energy efficiency improvements.

Actions taken to reduce lead-based paint hazards. 91.220(k); 91.320(j)

The City's approach to Lead-Based Paint compliance is to identify the presence of hazards through inspections as part of the Homeowner Rehabilitation. For homes built pre-1978 participating in CDBG program, HOME program and SHIP program, the EPA's Protect Your Home pamphlets are provided to the homeowner. Inspections by a certified professional are provided and inspection reports are documented and kept in each client's file. Dependent upon the results of the lead base testing, appropriate remediation and abatement are performed.

Actions taken to reduce the number of poverty-level families. 91.220(k); 91.320(j)

As established in the 2015-2019 Consolidated Plan, the City through its CDBG, HOME, SHIP activities support initiatives that preserve the supply of decent housing that is affordable to low- and moderate-income households; as well as initiatives that and expand the supply of housing that is affordable to low- and moderate-income households. Through its Public Service programs, the City also support initiatives that benefit community's seniors, youth, families and those with special needs. The City's established housing activities focused on reducing housing cost burden for low income households within the City. Where City resources are unable to assist, the City continues to utilize the referral process and coordination with area public and private entities with available programs and resources.

Actions taken to develop institutional structure. 91.220(k); 91.320(j)

All direct Housing Assistance Program funds are administered in-house by City staff. Since 2007 the City has provided the services necessary to carry out the intent of each funding source such as: monitor the distributions, provide income certification, prepare reports and offer direct assistance to the residents of Tamarac. Additionally, the City is a part of the HOME Consortium through Broward County, the administering agency; however, all delivery of service is completed by the City's Housing Division.

The Housing Division reports to the Director of Community Development. The Community Development Department consists of four Divisions: Housing, Planning and Zoning, Code Compliance, and Business Revenue

Actions taken to enhance coordination between public and private housing and social service agencies. 91.220(k); 91.320(j)

The City of Tamarac participates and attends several meetings coordinated between public, private and social services agencies. These relationships assist the City in properly assessing some of the needs of our special needs population. They also provide for better coordination and cooperation in finding common grounds and opportunities to collaborate and bring the necessary services to the community. Additionally, the City continues to work with the County, and local non-profit social service and housing providers to fully support the countywide Continuum of Care system to assist homeless families and individuals.

Identify actions taken to overcome the effects of any impediments identified in the jurisdictions analysis of impediments to fair housing choice. 91.520(a)

During FY2017/2018, HOPE Inc, conducted educational outreach sessions benefitting, City of Tamarac staff, funding recipients, and partner organizations. HOPE, Inc. also operates a housing discrimination helpline which is available to City of Tamarac residents. The HOPE Forum Newsletter was also distributed to various community outreach centers to include the Tamarac Branch Library, City of Tamarac Community Development Department, City of Tamarac Parks and Recreation Department and the City of Tamarac Building Department

The City also placed fair housing information on its website. This included contact information for Broward County Civil Rights Division and the HUD-Miami office- Fair Housing and Equal Opportunity for residents to utilize. The City also attended the Broward County's Fair Housing Symposium and Reception in April 2018. The City also displayed Fair Housing posters in visible public places through the City of Tamarac.

CR-40 - Monitoring 91.220 and 91.230

Describe the standards and procedures used to monitor activities carried out in furtherance of the plan and used to ensure long-term compliance with requirements of the programs involved, including minority business outreach and the comprehensive planning requirements

The City of Tamarac CDBG program is subject to monitoring by the US Department of Housing and Urban Development as well as Broward County Housing Finance and Community Development Department. The City of Tamarac uses the HUD's monitoring guide as a standard for implementing and monitoring the Housing programs. The City accomplishes its monitoring standard by performing ongoing program reviews, on-site monitoring and financial reviews. These reviews include but are not limited to the monitoring of actual performance versus proposed performance, ensure that proper paperwork and documentation are retained, ensure timely use of funds, review of client files for eligibility and continuous review of request for reimbursement packages. In addition, the City ensures that all applicable regulation and policies from various Federal and State agencies such as labor standards, environmental standards and fair housing, as applicable to the programs, are incorporated in the monitoring of the Housing programs. The City also monitors timeliness of expenditures of program funds as well as to ensure that accurate information is reported in the IDIS system. The City has consistently met timeliness standards for expenditure of funds and, through monitoring, has been able to reprogram funds where needs are greatest

Additional monitoring procedures and standards are outlined in the sub-recipient funding agreement between the City of Tamarac and Broward County. These monitoring standards and procedures include a timetable/schedule for projects, specific work tasks, a start-up date and a completion date. Sub-recipients are also required to submit, Monthly Progress Reports, chronologically detailing the steps taken to meet the quantifiable objectives enumerated. Monthly Progress Reports are intended to provide an update on a sub-recipient's progress in meeting agreed upon objectives; they should include federally mandated reporting information.

The City also monitors its sub-recipient Parks and Recreation Department regarding their Information and Referral Specialist and Counseling activities. Through desk audits, and site visits as applicable, Housing staff reviews the back-up documentation provided by the Parks and Recreation Department to ensure compliance is being met.

Citizen Participation Plan 91.105(d); 91.115(d)

Describe the efforts to provide citizens with reasonable notice and an opportunity to comment on performance reports.

In accordance with the City's adopted Citizen Participation Plan, a public notice was published in the Sun-Sentinel on November 19, 2018 notifying the public of the availability of the Consolidated Annual Performance and Evaluation Report thereby meeting the required public review and comment period. A Public Hearing for the CAPER took place on Wednesday, December 12, 2018 at 7:00 p.m. at the regular City Commission meeting.

The draft CAPER was made available for public review and comments commencing November 19, 2018 and ending December 10, 2018 at the following location:

Tamarac City Hall
Community Development Department
7525 NW 88th Avenue, Room 206
Tamarac, FL, 33321

No citizen comments have been received to date.

CR-45 - CDBG 91.520(c)

Specify the nature of, and reasons for, any changes in the jurisdiction's program objectives and indications of how the jurisdiction would change its programs as a result of its experiences.

There were no significant changes in the City's program objectives during FY2017/2018.

Does this Jurisdiction have any open Brownfields Economic Development Initiative (BEDI) grants?

No, the City of Tamarac has no open Brownfields Economic Development Initiatives.

[BEDI grantees] Describe accomplishments and program outcomes during the last year.

There are no Brownfields Economic Development Initiatives undertaken by the City of Tamarac.

PUBLIC NOTICE FOR COMMENTS AND HEARING
CITY OF TAMARAC, FLORIDA
CONSOLIDATED ANNUAL PERFORMANCE
EVALUATION REPORT (CAPER)
COVERING – OCTOBER 1, 2017 – SEPTEMBER 30, 2018

NOTICE IS HEREBY GIVEN that the City of Tamarac has prepared its Consolidated Annual Performance Evaluation Report (CAPER) as required by HUD under CFR-24; Part 91 and in compliance with the City's adopted Citizen Participation Plan. The CAPER assesses the City's performance for fiscal year 2017-2018 relative to the expenditure of funds provided by the Department of Housing and Urban Development (HUD), Community Development Block Grant (CDBG) Program.

Activities described in the FY 2017/2018 CAPER include Home Rehabilitation, Public Service, and General Program Administration.

The CAPER is available for public review and comments commencing November 19, 2018 and ending December 10, 2018 at the following location:

Tamarac City Hall
Community Development Department
7525 NW 88th Avenue, Room 206
Tamarac, FL, 33321

All comments must be submitted in writing by 5:00 p.m. on December 10, 2018 to the address listed above. A Public Hearing for the CAPER will take place on Wednesday, December 12, 2018 at 7:00 p.m. at the regular City Commission meeting, in the Commission Chambers, located at City Hall, 7525 N.W. 88th Avenue, Tamarac, FL 33321. The City will submit the CAPER and any comments received on or before the Public Hearing to the U.S. Department of Housing and Urban Development (HUD)

The City of Tamarac complies with the provisions of the Americans with Disabilities Act. If you are a disabled person requiring any accommodations or assistance, please notify the City of such need at least 48 hours (2 days) in advance. Additionally, if you are hearing or speech impaired and need assistance, you may contact the Florida Relay Service at either of the following numbers: 1-800-955-8770 or 1-800-955-8771.

PAT TEUFEL, CMC
CITY CLERK

S E A L

PUBLISH: November 19, 2018



Title - TR13216 - 2nd Amendment to Five Year Consolidated Plan FY 2015/16 Through 2019/20 to Add New Activities and Reallocate Funds

Item No. 9 (b) on Public Hearing(s). (TR13216) A Resolution of the City Commission of the City of Tamarac, Florida, approving a Second Amendment to the City's previously adopted Five-Year Consolidated Plan covering Fiscal Years 2015/16 through 2019/20 attached hereto as Exhibit "A" for expenditure of the U.S. Housing and Urban Development Community Development Block Grant; providing for the incorporation of new public service activities and the re-allocation of funds to cover the cost associated with the new activities; providing for conflicts; providing for severability; and providing for an effective date. - ***Community Development Director Maxine Calloway and Housing & Neighborhood Programs Manager Coleen Christie***

Commission District(s):

Citywide

ATTACHMENTS:

| Description | Upload Date | Type |
|--------------|-------------|------------|
| ❑ Memo | 11/28/2018 | Cover Memo |
| ❑ Resolution | 11/28/2018 | Resolution |
| ❑ Exhibit A | 11/28/2018 | Exhibit |

CITY OF TAMARAC
INTEROFFICE MEMORANDUM (18-11-010M)
COMMUNITY DEVELOPMENT

TO: Michael C. Cernech,
City Manager

DATE: November 27, 2018

FROM: Maxine Calloway,
Director of Community
Development

RE: 2nd Amendment to Five Year
Consolidated Plan FY 2015/16
Through 2019/20 to Add New
Activities and Reallocate Funds
Temp Reso. #13216

Recommendation: The Director of Community Development recommends that the City Commission review and approve the Second Amendment to the Five Year Consolidated Plan FY 2015/16 through 2019/20 to add new activities under Public Services and to re-allocate funds associated with the cost of implementing the new activities.

Issue: In accordance with 24 CFR Part 91 and consistent with City of Tamarac's Citizen Participation Plan, an amendment to the Consolidate Plan ("Plan") is required if the City substantially amends the funding, projects/activities or the intent of the Plan. The addition of new Public Service activities and a reallocation of funds from Public Services Temporary Full-Time Information & Referral Specialist and Counseling Services program are being proposed.

Background: On June 24, 2015 the Mayor and Commission approved Resolution No. R-2015-54 approving the new Five-Year Consolidated Plan covering the periods FY 2015/16-2019/20. The Consolidated Plan and FY2015/16 Annual Action Plan were approved simultaneously. The Five Year Consolidated Plan prioritizes need covering issues such as: housing, social services, community development, infrastructure, public facilities improvements, and economic development. The Consolidated Plan sets the foundation for funding of activities for each Annual Action Plan within the five-year period.

On July 13, 2016 via Resolution No. 2016-79, the Mayor and City Commission approved the projects recommended for inclusion in the Fiscal Year 2016/2017 Annual Action Plan, for expenditure of the U.S. Housing and Urban Development Community Development Block Grant funds estimated to be \$384,932 for the Seventeenth Program Year. This Action Plan included to revised language in the affordability period from that of ten (10) years to fifteen (15) years.

Subsequently on October 26, 2016 the Mayor and Commission approved a First Amendment to the Five-Year Consolidated Plan covering the periods FY 2015/16-2019/20 via Resolution No. R-2016-123 to include revised language in the affordability period from that of ten (10) years to fifteen (15) years.

On August 13, 2018 via Resolution No. 2018-89, Mayor and City Commission approved the projects recommended for inclusion in the Fiscal Year 2018/2019 Annual Action Plan, for expenditure of the U.S. Housing and Urban Development Community Development Block Grant funds estimated to be \$388, 383. This Action Plan included language re-allocating CDBG funds from Public Services Temporary Full-Time Information & Referral Specialist and Counseling Services programs and to add the following new Public Service activities:

Public Service (Senior Feeding Program) \$15,950

This activity will include funding a local organization to provide home delivered meals to identified seniors in the City of Tamarac. Approximately 11 seniors will be served. These activities will benefit low and moderate-income persons as qualified under 570.208(a)(2), limited clientele.

Public Service (Preventive Services/Intervention Services for Youths) \$14,050

This activity will include funding for organization that currently provide services to youths living in the City of Tamarac, who are deemed homeless, or currently receiving free and reduced lunches in the Broward County School system, or funding for local organizations that are currently providing services to youths living in the City of Tamarac, who are deemed abused, neglected, and abandoned with an open active dependency case in Broward County. A minimum of 75 children will be served through both initiatives. These activities will benefit low and moderate- income persons as qualified under 570.208(a)(2), limited clientele.

Public Service (Education Workshop)

The City of Tamarac will develop and conduct education workshops on post rehabilitation for low and moderate persons about affordable housing, home ownership, lender fair housing laws and lead-based paint hazards. A minimum of 12 eligible household will be assisted through these workshops.

With this 2nd Amendment, language in the Five-Year Consolidated Plan covering the periods FY 2015/16-2019/20 will be revised to include the following activities

Public Service (Senior Feeding Program) \$15,950

This activity will include funding a local organization to provide home delivered meals to identified seniors in the City of Tamarac. Approximately 11 seniors will be served. These activities will benefit low and moderate-income persons as qualified under 570.208(a)(2), limited clientele.

Public Service (Preventive Services/Intervention Services for Youths) \$14,050

This activity will include funding for organization that currently provide services to youths living in the City of Tamarac, who are deemed homeless, or currently receiving free and reduced lunches in the Broward County School system, or funding for local organizations that are currently providing services to youths living in the City of Tamarac, who are deemed abused, neglected, and abandoned with an open active dependency case in Broward County. A minimum of 75 children will be served through both initiatives. These activities will benefit low and moderate-income persons as qualified under 570.208(a)(2), limited clientele.

Public Service (Education Workshop)

The City of Tamarac will develop and conduct education workshops on post rehabilitation for low and moderate persons about affordable housing, home ownership, lender fair housing laws and lead-based paint hazards. A minimum of 12 eligible household will be assisted through these workshops.

This 2nd amendment to the City's Five-Year Consolidated Plan covering fiscal years 2015/16 through 2019/20 is in the best interest of the citizens and residents of the City of Tamarac and is in accordance with 24 CFR Part 91 and consistent with City of Tamarac's Citizen Participation Plan.

Further it will re-allocate CDBG funds from Public Services Temporary Full-Time Information & Referral Specialist and Counseling Services programs and add new Public Service activities to include Public Service (Senior Feeding Program), Public Service (Preventive Services/Intervention Services for Youths) and Public Service (Education Workshop).

A 10-day public notice was published November 25, 2018 seeking public comment and notifying residents of the public hearing to take place during the December 12, 2018 City Commission meeting. No public comments were received to date.

Fiscal Impact: There are no expected expenses associated with the 2nd Amendment to City's Five-Year Consolidated Plan covering fiscal years 2015/16 through 2019/20. This item supports strategic goal #5-A Vibrant Community.



Maxine A. Calloway,
Director of Community Development

MC/cc

Attachments:

Temporary Resolution #13216

Exhibit A - Five-Year Consolidated Plan covering fiscal years 2015/16 through 2019/20 – 2nd Amendment

CITY OF TAMARAC, FLORIDA

RESOLUTION NO. R-2018-_____

A RESOLUTION OF THE CITY COMMISSION OF THE CITY OF TAMARAC, FLORIDA, APPROVING A SECOND AMENDMENT TO THE CITY'S PREVIOUSLY ADOPTED FIVE-YEAR CONSOLIDATED PLAN COVERING FISCAL YEARS 2015/16 THROUGH 2019/20 ATTACHED HERETO AS EXHIBIT "A" FOR EXPENDITURE OF THE U.S. HOUSING AND URBAN DEVELOPMENT COMMUNITY DEVELOPMENT BLOCK GRANT; PROVIDING FOR THE INCORPORATION OF NEW PUBLIC SERVICE ACTIVITIES AND THE RE-ALLOCATION OF FUNDS TO COVER THE COST ASSOCIATED WITH THE NEW ACTIVITIES; PROVIDING FOR CONFLICTS; PROVIDING FOR SEVERABILITY; AND PROVIDING FOR AN EFFECTIVE DATE

WHEREAS as a condition of approval, the City of Tamarac is required to prepare a Consolidated Plan in accordance with HUD requirements which contains a variety of information obtained from the US Census, County, City, and State statistics depicting City-specific housing and population statistics reported in several formats; and

WHEREAS, On June 24, 2015 the City of Tamarac (hereinafter referred to as the "City"), adopted Resolution No. 2015-54 approving the City's five-year Consolidated Plan covering Fiscal Years 2015/16 through 2019/20 which established the City's strategic priorities for the CDBG program during this period; and simultaneously approved the Fiscal Year 2015/2016 Annual Action Plan; and

WHEREAS, On July 13, 2016 the City adopted Resolution No. 2016-79 approving

Fiscal Year 2016/2017 Annual Action Plan which detail projects, activities, and programs to be funded by that year's funding allocation and included language changing the affordability period from ten (10) years to fifteen (15) years; and

WHEREAS, on October 26, 2016 the Mayor and Commission approved a First Amendment to the Five-Year Consolidated Plan covering the periods FY 2015/16-2019/20 via Resolution No. R-2016-123 to include revised language in the affordability period from that of ten (10) years to fifteen (15) years; and

WHEREAS, on August 13, 2018 via Resolution No. 2018-89, Mayor and City Commission approved the projects recommended for inclusion in the Fiscal Year 2018/2019 Annual Action Plan, for expenditure of the U.S. Housing and Urban Development Community Development Block Grant funds estimated to be \$388, 383; and

WHEREAS, the 2018/2019 Annual Action Plan included language to re-allocate CDBG funds from Public Services Temporary Full-Time Information & Referral Specialist and Counseling Services programs and to add a Senior Feeding Program, Preventive Services/Intervention Services for Youths and Education Workshops as new Public Service activities; and

WHEREAS, the amendment to the Consolidated Plan requires a public notice and a public hearing to consider the addition of the new activities; and

WHEREAS, the Community Development Director recommends the approval of the second amendment to the City's Five-Year Consolidated Plan covering fiscal years 2015/16 through 2019/20 for the purposes of re-allocating CDBG funds from Public Services Temporary Full-Time Information & Referral Specialist and Counseling Services programs for the purpose of funding new Public Service activities to include Public Service (Senior Feeding Program), Public Service (Preventive

Services/Intervention Services for Youths) and Public Service (Education Workshop);
and

WHEREAS, the City Commission of the City of Tamarac, Florida deems it to be in the best interest of the citizens and residents of the City of Tamarac to approve the second amendment to the City's Five-Year Consolidated Plan covering fiscal years 2015/16 through 2019/20 in accordance with 24 CFR Part 91 and consistent with City of Tamarac's Citizen Participation Plan.

NOW, THEREFORE, BE IT RESOLVED BY THE CITY COMMISSION OF THE CITY OF TAMARAC, FLORIDA:

SECTION 1: The foregoing "WHEREAS" clauses are hereby ratified and confirmed as being true and correct and are hereby made a specific part of this Resolution. All exhibits referenced herein are hereby incorporated into this Resolution and made a specific part hereof.

SECTION 2: That the City Commission hereby approves the second amendment to the City's Five-Year Consolidated Plan covering fiscal years 2015/16 through 2019/20 attached hereto as Exhibit "A", re-allocating CDBG funds from Public Services Temporary Full-Time Information & Referral Specialist and Counseling Services programs for the purpose of funding new Public Service activities to include Public Service (Senior Feeding Program), Public Service (Preventive

Services/Intervention Services for Youths) and Public Service (Education Workshop);
and

SECTION 3: All resolutions or parts of resolutions in conflict herewith be,
and the same are hereby repealed to the extent of such conflict.

SECTION 4: If any clause, section, other part or application of this
Resolution is held by any court of competent jurisdiction to be unconstitutional or invalid, in
part or application, it shall not affect the validity of the remaining portions or applications of
this Resolution.

SECTION 5: This Resolution shall become effective immediately upon its
passage and adoption.

(REMAINDER OF PAGE INTENTIONALLY LEFT BLANK)

PASSED, ADOPTED AND APPROVED this _____ day of _____, 2018

CITY OF TAMARAC, FLORIDA

MICHELLE J. GOMEZ,
MAYOR

ATTEST:

PATRICIA TEUFEL,
CITY CLERK

| | |
|-------------|-------|
| M. GOMEZ | _____ |
| M. BOLTON | _____ |
| E. M. GELIN | _____ |
| J. FISHMAN | _____ |
| D. PLACKO | _____ |

I HEREBY CERTIFY that I
Have approved this
RESOLUTION as to form.

SAMUEL S. GOREN,
CITY ATTORNEY

CITY OF TAMARAC

Five Year Consolidated Plan

Fiscal Year 2015/2016 – 2019/2020

1st Amendment-October 26, 2016

2nd Amendment-December 12, 2018

&

Annual Action Plan

Fiscal year 2015/2016



Prepared by:

**City of Tamarac Community Development Department
Housing Division**

Submitted to:

**U.S. Department of Housing and Urban Development
The Office of Community Planning and Development
Miami Field Office**

TABLE OF CONTENTS

CITY OF TAMARAC

Set Up

| | |
|--------------|---------------------------------------|
| AD-25 | Administration |
| AD-50 | Verify Grantee PJ-Information in IDIS |
| AD-55 | Verify Grantee PJ-Program Contacts |

Executive Summary

| | |
|--------------|-------------------|
| ES-05 | Executive Summary |
|--------------|-------------------|

The Process

| | |
|--------------|---|
| PR-05 | Lead & Responsible Agencies <i>Table 1-Responsible Agencies</i> |
| PR-10 | Consultation <i>Table 2 – Agencies, groups, organizations who participated</i> <i>Table 3 – Other local/regional/federal planning efforts</i> |
| PR-15 | Citizen Participation <i>Table 4 – Citizen Participation Outreach</i> |

Needs Assessment

| | |
|--------------|---|
| NA-05 | Overview |
| NA-50 | Non-Housing Community Development Needs |

Market Analysis

| | |
|--------------|---|
| MA-05 | Overview <i>Table 5 – ACS Data Comparison (2010 Con Plan vs. 2015 Con Plan)</i> <i>Table 6 – CHAS 2007-2011 Income Distribution Overview</i> <i>Table 7 – CHAS 2007-2011 Housing Cost Burden Overview</i> |
| MA-45 | Non-Housing Community Development Assets <i>Table 8 – Business Activity</i> <i>Table 9 – Labor Force</i> <i>Table 10 – Occupations by Sector</i> <i>Table 11 – Travel Time</i> <i>Table 12 – Educational Attainment by employment Status</i> <i>Table 13 – Educational Attainment by Age</i> <i>Table 14 – Median Earnings in the past 12 Months</i> |
| MA-50 | Needs and Market Analysis Discussion <i>Map – ACS 2006-2010 5-Year Low Mod Block Group</i> <i>Map – Race: White Alone</i> <i>Map – Race: Black or African American alone</i> |

Strategic Plan

| | |
|--------------|--|
| SP-05 | Overview <i>Map – Low-Mod Census Tracts</i> |
| SP-10 | Geographic Priorities <i>Table 15 – Geographic Priority Areas</i> |

| | |
|--------------|--|
| | <i>Map – ACS 2006-2010 5-Year Low Mod Block Group</i> |
| SP-25 | Priority Needs <i>Table 16 – Priority Needs Summary</i> |
| SP-35 | Anticipated Resources <i>Table 17 – Anticipated Resources</i> |
| SP-40 | Institutional Delivery Structure <i>Table 18 – Institutional Delivery Structure</i> <i>Table 19 – Homeless Prevention Services Summary</i> |
| SP-45 | Goals <i>Table 20 – Goals Summary</i> |
| SP-65 | Lead Base Paint Hazards |
| SP-70 | Anti-Poverty Strategy |
| SP-80 | Monitoring |


Annual Action Plan

| | |
|--------------|---|
| AP-15 | Expected Resources <i>Table 21 – Expected Resources – Priority Table</i> |
| AP-20 | Annual Goals and Objectives <i>Table 22 – Goals Summary</i> |
| AP-35 | Projects <i>Table 23 – Project Summary</i> |
| AP-50 | Geographic Distribution <i>Table 24 – Geographic Distribution</i> |
| AP-85 | Other Actions |
| AP-90 | Program Specific Requirements |

APPENDIX - Alternate/Local Data Sources

2011-2013 ACS DP03: Selected Economic Data

Application For Federal Assistance Form SF 424



**CITY OF TAMARAC
Five Year Consolidated Plan
Fiscal Year 2015/2016 – 2019/2020**

Executive Summary

ES-05 Executive Summary - 91.200(c), 91.220(b)

1. Introduction

Officially incorporated on July 19, 1963, the City of Tamarac was founded by developer Kenneth E. Behring. Mr. Behring's vision was to offer the convenience of a condominium with the privacy of a single-family home for active retirees. The homes were one-story, one- or two-bedroom homes that surrounded a common clubhouse providing a great deal of social activities for residents. Today Tamarac is no longer just a retirement destination. With a population that has gotten younger and more diverse over the years, the city boasts an array of activities and services for people of all ages.

The five-member City Commission is the legislative and policy-making branch of the City of Tamarac government.

**Mayor Harry Dressler - At Large
Vice Mayor Pamela Bushnell – District 1
Commissioner Michelle Gomez – District 2
Commissioner Diane Glasser – District 3
Commissioner Debra Placko – District 4
City Manager Michael C. Cernech**

The City of Tamarac has participated in the U.S. Department of Housing and Urban Development (HUD) Community Development Block Grant (CDBG) Program as a direct entitlement grantee since FY 2000. The City is currently embarking on its next five-year Consolidated Planning cycle to receive HUD Federal grant allocations and will provide funds to promote affordable housing initiatives and socio-economic programs to address identified community needs. To receive CDBG funding, the City must assess local housing and community development needs and resources, and socioeconomic impediments toward building

and sustaining viable neighborhoods. The result of the afore referenced assessment is the City of Tamarac Consolidated Plan.

This Plan is a prerequisite to receiving the grant funds. HUD envisions the **5-year Consolidated Plan** to function as:

1. A planning document for the City, which builds on a participatory process including government, residents, businesses, and educational institutions,
2. An application for federal funds under HUD's formula grant programs,
3. A strategy to be followed in carrying out HUD funded activities,
4. An action plan that provides a basis for assessing performance

The **Consolidated Plan** furthers the statutory goals through a collaborative process whereby a community establishes a unified vision for community development actions. This Plan offers local jurisdictions a better chance to shape the various programs into effective, coordinated neighborhood and community development strategies that create a specific course of action for revitalization. It is the means to analyze the City's local context and the linkages to the larger region. It also creates the opportunity for strategic planning and citizen participation to take place in a comprehensive context, and to reduce duplication of effort at the local level. The Plan builds on local assets and coordinates a response to the needs of the community; integrates economic, physical, environmental and human development in a comprehensive coordinated fashion. Once the five-year plan is developed, it sets forth goals, objectives and performance benchmarks for measuring progress.

The Statutes for the CDBG grant program sets forth three basic goals which are closely related to the major commitments and priorities of HUD. Each of these goals must primarily benefit very low, low and moderate income persons within the context described below:

- 1) To provide suitable living environment, 2) to provide decent housing, 3) to expand economic opportunities

This five-year "Consolidated Plan" incorporates priorities and programs addressing these goals.

Vision, Mission & Values

Our Vision:

*The City of Tamarac, Our Community of Choice -
Leading the nation in quality of life through safe neighborhoods,
a vibrant economy, exceptional customer service and recognized excellence.*

Our Mission:


*We are:
"Committed to Excellence . . . Always"*

*It is our job to foster and create an environment that:
Responds to the Customer
Creates and Innovates
Works as a Team
Achieves Results
Makes a Difference*

Our Values:

As Stewards of the public trust, we value:

*Vision
Integrity
Efficiency
Quality Service*



OUR FIVE GOALS

Playing Our PART... The City of Tamarac's Five Strategic Goals. How does your job link with these goals?



STRATEGIC GOAL #1

Inclusive Community

The City of Tamarac is committed to providing programs and services that meet the needs of an increasingly diverse community.



STRATEGIC GOAL #2

Healthy Financial Environment

The City of Tamarac will utilize financial management to develop and maintain a healthy financial environment, encouraging and supporting economic development and redevelopment.



STRATEGIC GOAL #3

Dynamic Organizational Culture

The City of Tamarac will create and sustain a culture conducive to development and retention of a skilled workforce.



STRATEGIC GOAL #4

Clear Communication


The City of Tamarac will ensure effective communication within the organization and throughout the City, and enhance the visibility of City programs and services.



STRATEGIC GOAL #5

A Vibrant Community

The City of Tamarac will provide resources, initiatives and opportunities to continually revitalize our community and preserve the environment.



Strategic Goals

2. Summary of the objectives and outcomes identified in the Plan

This 5-year Con Plan will focus on projects and activities that support the results of the Community Needs Survey. The survey results are remarkably similar to those of the past five years. Priority continues to be preservation of the City's affordable housing supply. Objectives for the next five years will be to provide home rehabilitation assistance and down payment assistance to income eligible applicants. Additionally, providing public services to meet the needs of Tamarac's rapidly changing demographics continues to be a high priority. The objectives to meet this need will be on-going evaluation of the types of services and the population most in need for such services.

Objectives and quantifiable outcomes will be described in further detail within the Strategic Plan sections as well as in each Annual Action Plan over the next five years.

3. Evaluation of past performance

Over the last five years, U.S Department of Housing and Urban Development (HUD) funds (CDBG & HOME) have assisted with the following:

- Provided home rehabilitation for over 45 owner-occupied homes.
- Installed 2 handicap accessibility doors at Public Facilities.
- Installed and/or repaired sidewalks and accessibility pads at 5 neighborhood locations.
- Provided a full-time temporary social worker that assisted over 420 residents in obtaining referrals, counseling and other social service needs.
- Provided arthritis meditation/tai chi classes to over 270 seniors.
- Provided fitness/jazzercise classes for over 280 seniors.
- Provided nutritional cooking class to over 270 seniors.
- Provided over 170 sessions of individual and group counseling.
- Provided low-flow toilet rebates to 36 households.

Although the City of Tamarac's demographics have changed, specifically with regard to the median age, seniors remain the population that utilizes the City's activities and assistance programs. The City's social services staff continually analyzes classes and activities to be provided based on turn out and response. Decent and affordable housing remains in high demand although with limited funds to meet the need of addressing the age of the City's housing stock. Each year almost 100 households apply for home rehabilitation assistance with funding available to approximately 15-20 households. New housing developments are being constructed in an affordable price range; however, the supply is still limited.

4. Summary of citizen participation process and consultation process

May 12, 2015 Fair Housing Public Outreach and Seminar

May 17, 2015 Advertisement for Public Hearing with City Planning Board

May 24, 2015 Advertisement for 30-day review period and Public Hearing

May 25, 2015 Beginning of 30-day review period

June 3, 2015 Public Hearing at the Planning Board for input of activities

June 24, 2015 End of 30-day review period

June 22, 2015 City Commission Workshop-Open Public Meeting

June 24, 2015 Commission approval and review/public hearing for final approval

5. Summary of public comments

Pending final public hearing June 24, 2015. No comments received to date.

6. Summary of comments or views not accepted and the reasons for not accepting them

Should comments have been received, none would have been rejected.

The Process

PR-05 Lead & Responsible Agencies - 91.200(b)

1. Describe agency/entity responsible for preparing the Consolidated Plan and those responsible for administration of each grant program and funding source

The following are the agencies/entities responsible for preparing the Consolidated Plan and those responsible for administration of each grant program and funding source.

| Agency Role | Name | Department/Agency |
|--------------------|-------------|---|
| CDBG Administrator | TAMARAC | Community Development Department-Housing Division |
| HOME Administrator | TAMARAC | Community Development Department-Housing Division |

Table 1– Responsible Agencies

Narrative

This Strategic Plan is for the City of Tamarac's next Five Program Years

FY 2015/2016 – FY 2019/2020

CITY'S MISSION STATEMENT

We "Committed to Excellence...Always"

It is our job to foster and create an environment that:

Responds to the Customer

Creates and Innovates

Works as a Team

Achieves Results

Makes a Difference

COMMUNITY DEVELOPMENT/HOUSING MISSION

The City's Community Development/Housing Mission is to help its residents achieve self-sufficiency through decent housing; a suitable living environment; and expanded economic opportunities.

Consolidated Plan Public Contact Information

Community Development Department
Maxine Calloway, Director
7525 NW 88 Avenue
Tamarac, FL 33321
(954) 597-3542
maxine.calloway@tamarac.org

Housing Division
Angela Bauldree, Housing and Neighborhood Programs Manager
7525 NW 88 Avenue
Tamarac, FL 33321
(954) 597-3539
angela.bauldree@tamarac.org

City Clerk's Office
Pat Teufel, City Clerk
7525 NW 88 Avenue
Tamarac, FL 33321
(954) 597-3506
pat.teufel@tamarac.org

PR-10 Consultation - 91.100, 91.200(b), 91.215(l)

1. Introduction

The City of Tamarac is the lead agency for completing the City's Consolidated Plan under the CDBG program. The City receives its HOME funds through the Broward County HOME Consortium. All other grant funds received from other entities are administered by the City Community Development Department, Housing Division.

The City collaborates with several community stakeholders. Private and non-profit providers, advocacy agencies, housing developers, social service providers and other key partners play an instrumental role in addressing the needs of the residents of Tamarac. Not all residents can access services funded via the City's federal and state grants, therefore, external partnerships ensure continuity of resources for all.

City staff is regularly familiarized with the needs of the community via the various professional affiliations, committees, memberships and associations. On-going review and consultation is the primary method of providing the best services to residents of Tamarac.

Provide a concise summary of the jurisdiction's activities to enhance coordination between public and assisted housing providers and private and governmental health, mental health and service agencies (91.215(l)).

During the development of the Five Year Plan (FY 2015/16-2019/20) the City sent out a "Needs Survey" to local and internal service providers as well as posted the survey on-line for additional public input. These service providers represent a wide range of individuals with expertise in engineering, planning, social services, economic development and parks and recreation. The consultation agencies were utilized to determine feasibility, duplication and consistency with local governmental plans, conformance with local zoning district, environmental impact and cost effectiveness. There are 3 public meetings as well to obtain input for both residents and those with any vested interest in future services to be provided by the City through its federally funded programs.

The "Community Needs Survey" was sent to 15 agencies, in addition to being placed on the City's website for a 30 day period.

All projects must be proven feasible prior to receiving HUD funds, as many require documentation indicating financial feasibility and conformance with applicable regulations and constraints (i.e. zoning, land use, flood plan, etc.). Projects will not be funded if the proposed project duplicates an existing program which the public sector administers.

Describe coordination with the Continuum of Care and efforts to address the needs of homeless persons (particularly chronically homeless individuals and families, families with children, veterans, and unaccompanied youth) and persons at risk of homelessness

The City is a member of the Broward County Homeless Partnership Initiative, which is the lead agency for the regional (Broward County) Continuum of Care. The City supports the Initiative and its efforts to end homelessness. Through regular meetings and reports provided by Broward County, the City is kept up to date with Tamarac's homeless population.

Broward's Continuum of Care addresses all aspects of homelessness including prevention, outreach, emergency shelter, transitional and permanent affordable housing, and supportive services. This work includes:

- Facilitating community, business and governmental involvement in the homeless continuum of care
- Direct oversight of the County's three regional Homeless Assistance Centers
- Creating new and innovative programs to serve Broward's homeless population (such as the County's first homeless medical respite care facility)
- Participation in the creation of applications and requests for proposals

Describe consultation with the Continuum(s) of Care that serves the jurisdiction's area in determining how to allocate ESG funds, develop performance standards and evaluate outcomes, and develop funding, policies and procedures for the administration of HMIS

The City of Tamarac is not a recipient of ESG funds and therefore does not participate in the development or use of ESG funds.

2. Describe Agencies, groups, organizations and others who participated in the process and describe the jurisdictions consultations with housing, social service agencies and other entities

Table 2– Agencies, groups, organizations who participated

| | | |
|---|--|--|
| 1 | Agency/Group/Organization | Daniel Cantor Senior Center |
| | Agency/Group/Organization Type | Services-Elderly Persons Services-Persons with Disabilities |
| | What section of the Plan was addressed by Consultation? | Housing Need Assessment |
| | How was the Agency/Group/Organization consulted and what are the anticipated outcomes of the consultation or areas for improved coordination? | Daniel Cantor Senior Center submitted the Consolidated Plan Needs Assessment sent out by Tamarac staff. |
| 2 | Agency/Group/Organization | FIRST CALL FOR HELP OF BROWARD 211 |
| | Agency/Group/Organization Type | Services-homeless Services-Health Services-Education Information & Referral |
| | What section of the Plan was addressed by Consultation? | Housing Need Assessment |
| | How was the Agency/Group/Organization consulted and what are the anticipated outcomes of the consultation or areas for improved coordination? | 211 Broward submitted the Consolidated Plan Needs Assessment sent out by Tamarac staff. |
| 3 | Agency/Group/Organization | Neighborhood Housing Services of S Florida, Inc. |
| | Agency/Group/Organization Type | Services - Housing Services-homeless Services-Education Service-Fair Housing Foreclosure Prevention |
| | What section of the Plan was addressed by Consultation? | Housing Need Assessment |
| | How was the Agency/Group/Organization consulted and what are the anticipated outcomes of the consultation or areas for improved coordination? | Neighborhood Housing Services of South Florida submitted the Consolidated Plan Needs Assessment sent out by Tamarac staff. |
| 4 | Agency/Group/Organization | BROWARD COUNTY FAMILY SUCCESS |
| | Agency/Group/Organization Type | Services - Housing |

| | | |
|---|--|--|
| | What section of the Plan was addressed by Consultation? | Housing Need Assessment |
| | How was the Agency/Group/Organization consulted and what are the anticipated outcomes of the consultation or areas for improved coordination? | Broward County Family Success submitted the Consolidated Plan Needs Assessment sent out by Tamarac staff. |
| 5 | Agency/Group/Organization | BROWARD HOUSING SOLUTIONS |
| | Agency/Group/Organization Type | Housing Services - Housing Services-Persons with Disabilities Services-homeless |
| | What section of the Plan was addressed by Consultation? | Housing Need Assessment |
| | How was the Agency/Group/Organization consulted and what are the anticipated outcomes of the consultation or areas for improved coordination? | Broward Housing Solutions submitted the Consolidated Plan Needs Assessment sent out by Tamarac staff. |
| 6 | Agency/Group/Organization | Children's Services Council of Broward |
| | Agency/Group/Organization Type | Services-Children Services-Education Child Welfare Agency |
| | What section of the Plan was addressed by Consultation? | Housing Need Assessment |
| | How was the Agency/Group/Organization consulted and what are the anticipated outcomes of the consultation or areas for improved coordination? | Children's Services Council of Broward submitted the Consolidated Plan Needs Assessment sent out by Tamarac staff. |
| 7 | Agency/Group/Organization | TAMARAC |
| | Agency/Group/Organization Type | Other government - Local Grantee Department |
| | What section of the Plan was addressed by Consultation? | Housing Need Assessment |
| | How was the Agency/Group/Organization consulted and what are the anticipated outcomes of the consultation or areas for improved coordination? | The City of Tamarac's Social Services Division submitted the Consolidated Plan Needs Assessment sent out by Tamarac staff. |

Identify any Agency Types not consulted and provide rationale for not consulting

All known local organizations that potentially provide services to the residents of Tamarac were sent the Consolidated Plan Needs Survey. Fifteen agencies were sent the survey. Additionally, the survey was posted on the City's website for 30 days. One local business participated in the survey.

Other local/regional/state/federal planning efforts considered when preparing the Plan

| Name of Plan | Lead Organization | How do the goals of your Strategic Plan overlap with the goals of each plan? |
|-------------------------|-------------------|--|
| Continuum of Care | Broward County | As a member of the Broward County HOME Consortium, coordination with the Broward County Continuum of Care occurs naturally. Additionally, the County's Point In Time Count (January 2015) was used to assess the homeless population and its needs. |
| Analysis of Impediments | HOPE Inc | The City of Tamarac partners with HOPE Inc to provide Fair Housing events to the Tamarac residents as well as housing agencies. An Annual Scope of Work consists of monthly outreach, special speaking engagements during Purchase Assistance workshops and other public participation meetings. HOPE Inc was consulted with during the 5-Year Con Plan process in preparation for the City's new Analysis of Impediments. |

Table 3– Other local / regional / federal planning efforts

Describe cooperation and coordination with other public entities, including the State and any adjacent units of general local government, in the implementation of the Consolidated Plan (91.215(I))

The City of Tamarac consulted with Broward County and members of the HOME Consortium for input, impact assessment, and consideration of potential coordination of programs.

Narrative

The Community Needs Survey process was utilized to prioritize the City's activities and programs to be funded over the next five years via federal, state and local funding sources. Although a successful exercise, the results were not surprising at all. The City of Tamarac regularly assesses the needs of its residents via annual neighborhood meetings gathering input on District specific needs, resident satisfaction surveys, Open City Hall our newest form of communication with the residents, as well as many more department specific analysis on how best to meet the needs of the community. The input received from the City's partners, adjacent governments and public entities provide sound feedback for the formulation of services.

PR-15 Citizen Participation - 91.401, 91.105, 91.200(c)

1. Summary of citizen participation process/Efforts made to broaden citizen participation

Summarize citizen participation process and how it impacted goal-setting

Fair Housing Outreach Seminar May 12, 2015

Planning Board Con Plan and Action Plan Public Hearing June 3, 2015

30-Day Con Plan and Action Plan Public Review Period May 24, 2015 - June 24, 2015

City Commission Con Plan and Action Plan Approval and Public Hearing June 24, 2015

Citizen Participation Outreach

| Sort Order | Mode of Outreach | Target of Outreach | Summary of Response / attendance | Summary of comments received | Summary of comments not accepted and reasons |
|------------|------------------|--|---|---|--|
| 1 | Public Meeting | HOA and Condo Board of Directors | May 12, 2015 Fair Housing Outreach Seminar35 in attendance Speakers: Rita Scott, HOPE Inc and Andrew Black, Kaye Bender Rembaum PA | Interactive discussion between attendees and both speakers. Questions concerning rental properties and guests, service animals versus emotional support animals, delinquencies and proper enforcement, as well as general fair housing rights and responsibilities. | No comments not accepted. |
| 2 | Newspaper Ad | Planning Board Public Notice in Sun Sentinel | May 17, 2015 Planning Board Public Hearing Notice | No comments submitted in response to Public Hearing advertisement. | No comments not accepted. |

| Sort Order | Mode of Outreach | Target of Outreach | Summary of Response / attendance | Summary of comments received | Summary of comments not accepted and reasons |
|------------|------------------------------|---|--|--|--|
| 3 | Newspaper Ad | 30 Day Public Review Period Notice in SunSentinel | May 24, 2015 - June 24, 2015 30 Day Review Public Notice | No comments submitted in response to Public Hearing advertisement. | No comments not accepted. |
| 4 | Public Hearing | Planning Board Public Hearing | June 3, 2015 Planning Board Public Hearing Approximately 10 non Board Members in attendance. | Planning Board was interested as to understand how the City allocates its CDBG funds into particular areas as well as to individuals. Planning Board opened a public hearing to NO COMMENTS from the audience. Planning Board recommended approval of Consolidated Plan unanimously (5-0). | No comments not accepted. |
| 5 | 30 Day Public Comment Period | Non-targeted/broad community | May 24, 2015 - June 24, 2015 30 Day Review period | To date, no comments submitted. Should any be received, they will be included in Plan as well as forwarded to HUD for inclusion into the Plan. | No comments not accepted |
| 6 | Public Hearing | Non-targeted/broad community | June 24, 2015 City Commission Meeting | Any comments received during the City Commission meeting for final approval of the Consolidated Plan will be included. | |

Table 4– Citizen Participation Outreach

Needs Assessment

NA-05 Overview

Needs Assessment Overview

During the development of the Five Year Plan (FY 2015/16 - 2019/20) the City sent out a “Community Needs Survey” to external and internal service providers, as well as posted the survey on-line for additional public input. These service providers represent a wide range of individuals with expertise in planning, social services, economic development, engineering, parks and recreation, and education.


The consulting agencies were utilized to determine feasibility, duplication and consistency with local governmental plans, conformance with local zoning district, environmental impact and cost effectiveness. There were also three (3) opportunities for participation via public meetings, as well as a 30 day review period to obtain input from residents and those with any vested interest in future services to be provided by the City through its federally funded programs.

The “Community Needs Survey” was sent to fifteen (15) surrounding agencies, in addition to being placed on the City’s website for a 30 day period.

The client base for those responding to the needs survey ranged from seniors, to homeless, to children and families. The services they offer include medical, transportation, housing, social service and educational needs. They are partners who represent agencies within the City, or within the City’s service area which residents would seek assistance from. As a whole, these agencies who participated in the assessment of community needs serve over 250,000 people per year.

The survey sought input on the following areas of need:

- Housing Services for underserved groups such as: homeless, transitional housing, and people with special needs
- Condition of Infrastructure: streets, sewers, sidewalks, etc...
- Inadequate supply of “affordable Housing”
- Inadequate financial resources to acquire or remain in housing
- Availability of job training and access to employment
- Availability of social services: health, recreational, educational, etc...



THE CITY for citizen involvement.



Citizen Involvement

NA-50 Non-Housing Community Development Needs - 91.415, 91.215 (f)

Describe the jurisdiction's need for Public Facilities:

A revitalization of Tamarac's older low-income neighborhoods and commercial areas is an on-going concern making community development a high priority. Activities of importance have been improvements to sidewalks, public facilities, and senior centers over the past five years. Public facilities projects have been funded benefiting low-moderate income residents and/or direct benefit limited clientele over the past five years utilizing CDBG funds. The City has an adequate number public facilities, the real need lies with ensuring accessibility and on-going improvements to the existing facilities.

Public facility improvements will continue to be a priority for the next five years as the City's public facilities are aging and require improvement. Projects that provide an area-wide benefit or a direct benefit to limited clientele will be considered each year under the City's Annual Action Plans. As larger projects are identified, the City will seek additional funds from other resources to help fund such projects.

The City's current non-housing, non-administrative inventory consists of a Community Center, Recreation Center, Fitness/Aquatic Center, Fire Stations and several parks.

How were these needs determined?

As part of the "Community Needs Survey", the results stated that improvement to the City's infrastructure and public facilities were the second highest priority. As with the past five years, the City will continue to make such improvements a priority utilizing both public and grant funds.

Describe the jurisdiction's need for Public Improvements:

The City's older low-income areas are the most in need of revitalization and physical improvement. With a large part of the City's population still older in age, many of these public improvements will require accessibility features and other user-friendly improvements.

Activities that provide an area-wide benefit or a direct benefit to limited clientele will be considered each year under the City's Annual Action Plans.

How were these needs determined?

As part of the "Community Needs Survey", the results stated that improvement to the City's infrastructure and public facilities were the second highest priority. As with the past five years, the City will continue to make such improvements a priority utilizing both public and grant funds.

Describe the jurisdiction's need for Public Services:

The City of Tamarac has a very diverse population and an average age which has dropped substantially over the past five to ten years. However, the senior population continues to rely heavily on the City to provide social services to meet their needs or partner with agencies that can provide various services. The current realm of public services includes, but is not limited to:

- Senior services
- Disabled services
- Youth services
- Transportation services
- Single parent family services
- Mental health services
- Crime awareness/prevention
- Health care services

These services are in high demand and well attended by the community. The City takes advantage of the 15% limitation on public services utilizing the funds in full each year.

How were these needs determined?

The need for public services will continue to be a priority for the City due to its on-going demand by the residents. Each new service, class or program is researched prior to funding to ensure need and participation. Services not able to be funded by the City will be identified in surrounding communities such that Tamarac's residents may still have access to such needs.

The survey results showed that with regard to "suitable living environment" to expand and diversify public services to enhance access, over 60% of those surveyed felt this was a "high" priority.

Housing Market Analysis

MA-05 Overview

Housing Market Analysis Overview:

The City latest housing data shows 32,198 housing units compared to 27,732 from the 2000 Census, a 15% increase during that ten-year period. Over the next two to five years the City will develop nearly 700 additional housing units. New housing development and re-development is currently very active within the City.

According to the American Community Survey the median value of a home is \$120,100, and the median mortgage payment is \$1,428. The median rent in the City is \$1,147.

A comparison of the 2000 Census data and the 2010 Census, as well as the American Community Survey (ACS) profile housing tenure type indicates that the City of Tamarac owner occupied housing stock remains stable. There was a slight increase of 2% in owner-occupied housing units up to 84.2%. These figures are similar when comparing with Broward County whose owner occupancy rate is at 81%. The data also shows a 2% decrease in the renter occupied unit rate during the same time period; with 8.9% of the housing units seasonally vacant or vacant year-round.

The median household income according to the 2011-2013 American Community Survey was \$42,548 up from the 2000 Census median household income of \$34,290. With regard to cost burdened households, 56% of owner occupied households have mortgage payments which are over 30% of their monthly income and 60% of renter households pay rent which is over 30% of their monthly income.

Additional market data pertinent to the City of Tamarac:

- Over 40% of Tamarac's residents receive some sort of Social Security
- Over 10% had an income below the poverty level
- Over 17% of Tamarac residents have a disability
- Substandard Housing Units Less than 1%
- Average household size 2.12
- Husband-Wife households 38%
- Average 1,300 delinquent mortgages per month, approximately 450 are REO properties

| | 2010-2015 Con Plan | 2015-2020 Con Plan | Change |
|--------------------------------|--------------------|--------------------|--------|
| Median Home Value | \$175,200 | \$120,100 | -31% |
| Total Housing Units | 32,181 | 32,198 | .01% |
| Occupied Housing Units | 27,833 | 26,919 | -3% |
| Owner Occupied Units | 22,466 | 20,237 | -10% |
| Renter Occupied Units | 5,367 | 6,682 | 19% |
| Vacant Housing Units | 4,348 | 5,279 | 18% |
| Median Mortgage | \$1,485 | \$1,428 | -4% |
| Mortgage exceeds 30% of income | 61% | 56% | -5% |
| Median Rent | \$1,170 | \$1,147 | -2% |
| Rent exceeds 30% of income | 64% | 60% | -4% |

Table 5 - ACS Data Comparison - Tamarac Housing 2010-2015 Con Plan versus 2015-2020 Con Plan

| Income Distribution Overview | Owner | Renter | Total |
|---------------------------------------|--------|--------|--------|
| Household Income <= 30% HAMFI | 3,515 | 885 | 4,400 |
| Household Income >30% to <=50% HAMFI | 3,900 | 1,525 | 5,425 |
| Household Income >50% to <=80% HAMFI | 4,252 | 1,420 | 5,945 |
| Household Income >80% to <=100% HAMFI | 2,530 | 785 | 3,315 |
| Household Income >100% HAMFI | 7,340 | 1,250 | 8,590 |
| Total | 21,810 | 5,870 | 27,680 |

Table 6 - CHAS 2007-2011 Income Distribution Overview

| Housing Cost Burden | Owner | Renter | Total |
|--|--------|--------|--------|
| Cost Burden <=30% | 10,810 | 2,510 | 13,320 |
| Cost Burden >30% to <=50% | 5,610 | 1,695 | 7,305 |
| Cost Burden >50% | 5,100 | 1,605 | 6,705 |
| Cost Burden not available | 290 | 65 | 355 |
| Total | 21,810 | 5,870 | 27,680 |
| * Cost burden is the ratio of housing costs to household income. For renters- housing cost is gross rent (contract rent plus utilities) | | | |
| For owners- housing cost is "select monthly owner costs" which includes mortgage payment; utilities; association fees; insurance; and real estate taxes. | | | |

Table 7 - CHAS 2007-2011 Housing Cost Burden Overview

MA-45 Non-Housing Community Development Assets - 91.410, 91.210(f)

Introduction

The City's non-housing Community Development needs to be considered for funding over the next five years will be from a combination of the Community Needs Survey as well as internal projects planned for by City Management. As previously mentioned, improving the City's infrastructure and public facilities will be the primary non-housing projects over the next five years.

Additionally, economic opportunities for Tamarac businesses will be included in planning for the next five years.

Economic Development Market Analysis

Business Activity

| Business by Sector | Number of Workers | Number of Jobs | Share of Workers % | Share of Jobs % | Jobs less workers % |
|---|-------------------|----------------|--------------------|-----------------|---------------------|
| Agriculture, Mining, Oil & Gas Extraction | 87 | 0 | 0 | 0 | 0 |
| Arts, Entertainment, Accommodations | 2,499 | 1,338 | 14 | 11 | -3 |
| Construction | 739 | 164 | 4 | 1 | -3 |
| Education and Health Care Services | 3,732 | 2,667 | 20 | 22 | 2 |
| Finance, Insurance, and Real Estate | 1,844 | 1,009 | 10 | 8 | -2 |
| Information | 524 | 156 | 3 | 1 | -2 |
| Manufacturing | 823 | 588 | 4 | 5 | 1 |
| Other Services | 847 | 397 | 5 | 3 | -2 |
| Professional, Scientific, Management Services | 2,013 | 977 | 11 | 8 | -3 |
| Public Administration | 0 | 0 | 0 | 0 | 0 |
| Retail Trade | 3,222 | 2,611 | 17 | 21 | 4 |
| Transportation and Warehousing | 800 | 783 | 4 | 6 | 2 |
| Wholesale Trade | 1,378 | 1,507 | 7 | 12 | 5 |
| Total | 18,508 | 12,197 | -- | -- | -- |

Table 8 - Business Activity

Data 2007-2011 ACS (Workers), 2011 Longitudinal Employer-Household Dynamics (Jobs)
Source:

Labor Force

| | |
|--|--------|
| Total Population in the Civilian Labor Force | 31,352 |
| Civilian Employed Population 16 years and over | 27,680 |
| Unemployment Rate | 11.71 |
| Unemployment Rate for Ages 16-24 | 29.42 |
| Unemployment Rate for Ages 25-65 | 9.17 |

Table 9 - Labor Force

Data 2007-2011 ACS

Source:

| Occupations by Sector | Number of People |
|--|------------------|
| Management, business and financial | 6,029 |
| Farming, fisheries and forestry occupations | 1,261 |
| Service | 3,091 |
| Sales and office | 8,340 |
| Construction, extraction, maintenance and repair | 2,188 |
| Production, transportation and material moving | 1,373 |

Table 10 – Occupations by Sector

Data 2007-2011 ACS

Source:

Travel Time

| Travel Time | Number | Percentage |
|--------------------|---------------|-------------|
| < 30 Minutes | 13,894 | 54% |
| 30-59 Minutes | 10,089 | 39% |
| 60 or More Minutes | 1,649 | 6% |
| Total | 25,632 | 100% |

Table 11 - Travel Time

Data 2007-2011 ACS

Source:

Education:

Educational Attainment by Employment Status (Population 16 and Older)

| Educational Attainment | In Labor Force | | Not in Labor Force |
|---|-------------------|------------|--------------------|
| | Civilian Employed | Unemployed | |
| Less than high school graduate | 1,619 | 272 | 410 |
| High school graduate (includes equivalency) | 6,456 | 1,070 | 1,583 |
| Some college or Associate's degree | 7,943 | 849 | 1,588 |
| Bachelor's degree or higher | 7,125 | 590 | 823 |

Table 12 - Educational Attainment by Employment Status

Data 2007-2011 ACS
Source:

Educational Attainment by Age

| | Age | | | | |
|---|-----------|-----------|-----------|-----------|---------|
| | 18–24 yrs | 25–34 yrs | 35–44 yrs | 45–65 yrs | 65+ yrs |
| Less than 9th grade | 68 | 161 | 118 | 624 | 1,132 |
| 9th to 12th grade, no diploma | 459 | 275 | 370 | 753 | 1,698 |
| High school graduate, GED, or alternative | 1,009 | 2,021 | 2,290 | 4,798 | 7,204 |
| Some college, no degree | 932 | 2,067 | 1,768 | 3,382 | 3,286 |
| Associate's degree | 273 | 1,036 | 834 | 1,293 | 713 |
| Bachelor's degree | 206 | 1,882 | 1,505 | 2,932 | 1,380 |
| Graduate or professional degree | 0 | 429 | 572 | 1,230 | 1,250 |

Table 13 - Educational Attainment by Age

Data 2007-2011 ACS
Source:

Educational Attainment – Median Earnings in the Past 12 Months

| Educational Attainment | Median Earnings in the Past 12 Months |
|---|---------------------------------------|
| Less than high school graduate | 19,035 |
| High school graduate (includes equivalency) | 24,987 |
| Some college or Associate's degree | 33,622 |
| Bachelor's degree | 42,333 |
| Graduate or professional degree | 51,135 |

Table 14 – Median Earnings in the Past 12 Months

Data 2007-2011 ACS
Source:

Based on the Business Activity table above, what are the major employment sectors within your jurisdiction?

The City has an education and healthcare services, and retail trade business sector. The businesses with the highest number of employees are Convergys (call center), City Furniture and University Hospital.

Describe the workforce and infrastructure needs of the business community:

With a large emphasis on economic development in the upcoming years, job placement and job training for residents within the City will be a large component of any type of financial assistance.

Describe any major changes that may have an economic impact, such as planned local or regional public or private sector investments or initiatives that have affected or may affect job and business growth opportunities during the planning period. Describe any needs for workforce development, business support or infrastructure these changes may create.

The City is actively planning for "Tamarac Village", a mixed use development over the next five years. Housing and commercial pre and post development components will have a positive impact on job and business growth opportunities.

How do the skills and education of the current workforce correspond to employment opportunities in the jurisdiction?

The City is an educated community with over 7,000 of the employment population holding a Bachelor's Degree or greater. The professional, scientific, management business sector is steadily growing with major high paying manufacturing employers relocating or opening businesses in the Tamarac Commerce Park.

Describe any current workforce training initiatives, including those supported by Workforce Investment Boards, community colleges and other organizations. Describe how these efforts will support the jurisdiction's Consolidated Plan.

The City partners with Career Source Broward, a federally funded workforce development agency to provide numerous services to employers and job seekers in Broward County.

Does your jurisdiction participate in a Comprehensive Economic Development Strategy (CEDS)?

If so, what economic development initiatives are you undertaking that may be coordinated with the Consolidated Plan? If not, describe other local/regional plans or initiatives that impact economic growth.

No

MA-50 Needs and Market Analysis Discussion

Are there areas where households with multiple housing problems are concentrated? (include a definition of "concentration")

DEFINITION OF CONCENTRATION: a close gathering of people or things

According to the 2011-2013 ACS data, there are less than 1% of households with characteristics which would reflect Substandard Housing Units.

Are there any areas in the jurisdiction where racial or ethnic minorities or low-income families are concentrated? (include a definition of "concentration")

DEFINITION of racial/minority, low income concentration

A neighborhood in which any one of the following statistical conditions exists:

- (1) The percentage of persons of a particular racial or ethnic minority is at least 20 points higher than that minority's percentage in the housing market as a whole;*
- (2) The neighborhood's total percentage of minority persons is at least 20 points higher than the total percentage of minorities for the housing market area as a whole; or*
- (3) In the case of a metropolitan area, the neighborhood's total percentage of minority persons exceeds 50 percent of its population.*

The racial composition within the City of Tamarac mirrors that of the local region, Broward County. Additionally, the racial composition is consistent with that of the entire State of Florida. Based on the definition above, no one race group exceeds a 20% difference than that of the County or the State. Census tracts and block groups within the City may be more diverse, however, they do not necessarily equally reflect similar income levels. The income levels in the census tracts with a racial composition over 20% from the City as a whole are not necessarily the lowest income census tracts within the City. Both census tracts lie within the central portion of the City, and border other cities to the north. There have been substantial infrastructure improvements in both areas as well as more recent new home developments near these areas over the past five years.

The following census tracts showed over 20% difference (over or under) in racial composition from the City as a whole:

Census Tract 0503.09 Population 2,300

RACIAL COMPOSITION: White 35%, Black 42%, Asian 3%, Other 20%, Hispanic 45%

32% LESS White than the City as a whole

22% MORE Hispanic than the City as whole

INCOME LEVEL: 91% Low-Moderate Income

Census Tract 0601.28 Population 5,505

RACIAL COMPOSITION: White 34%, Black 56%, Asian 3%, Other 7%, Hispanic 19%

23% LESS White than the City as a whole

25% MORE Black than the City as a whole

Note: The northern half of this census tract includes of the City of North Lauderdale.

INCOME LEVEL: 64% Low-Mod Income

What are the characteristics of the market in these areas/neighborhoods?

The following characteristics reflect the market in the census tracts which have a concentration of racial ethnicity or low moderate income households.

Census Tract 0503.09 Population 2,300

| | |
|-------------------------|----------|
| Housing Units | 870 |
| Median Year Built | 1980 |
| Average Home Value | \$33,700 |
| Average Household Size | 2.94 |
| Median Household Income | \$32,429 |
| Population in Poverty | 22% |
| Ownership Rate | 31% |
| Rental Rate | 55% |
| Vacancy Rate | 14% |

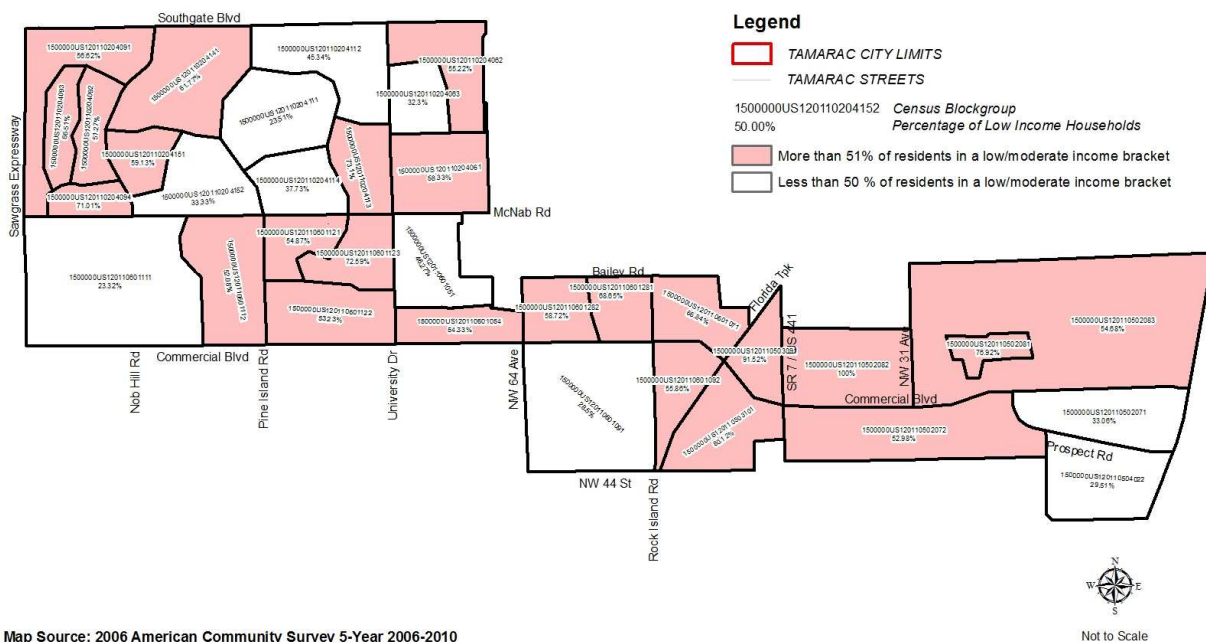
Census Tract 0601.28 Population 5,505

| | |
|-------------------------|----------|
| Housing Units | 2,777 |
| Median Year Built | 1977 |
| Average Home Value | \$62,100 |
| Average Household Size | 2.89 |
| Median Household Income | \$39,357 |
| Population in Poverty | 18% |
| Ownership Rate | 63% |
| Rental Rate | 21% |
| Vacancy Rate | 16% |

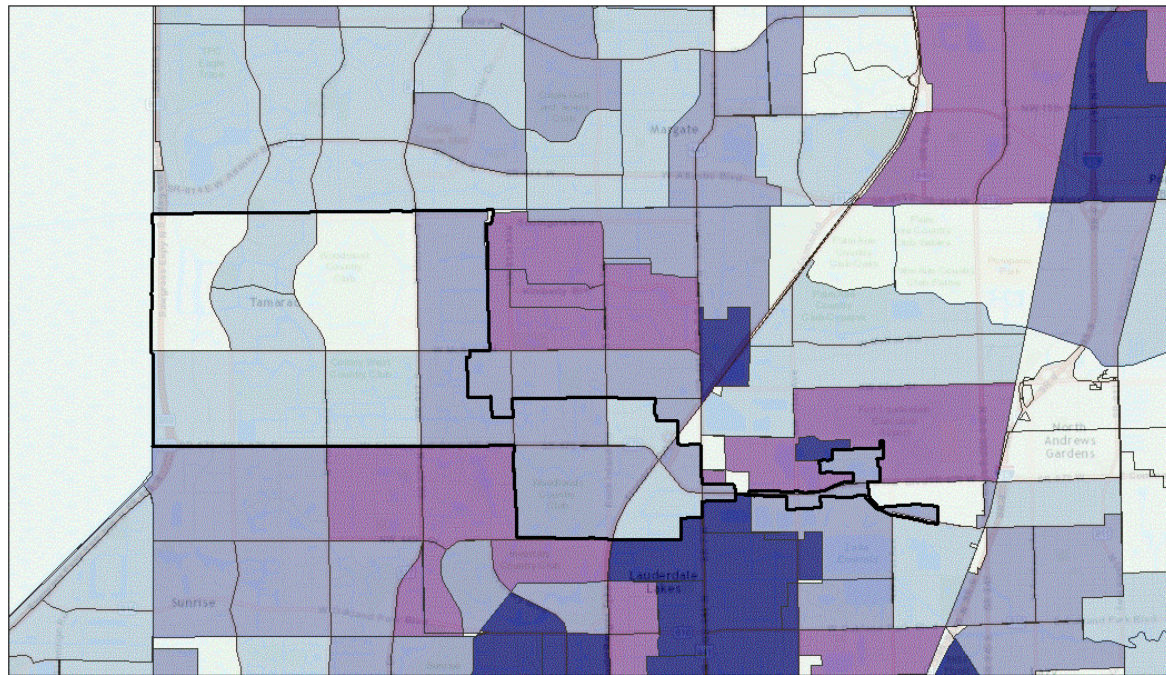
Are there any community assets in these areas/neighborhoods?

In the areas surrounding census tracts 0503-09 and 0601.28 new housing construction is taking place. The new housing in excess of 300 units will be constructed over the next three to five years. The developments will include single-family and multi-family units, new parks, and improved roadways. Additionally, in the upcoming five years the Fire Station which serves these areas will be fully renovated.

ACS 2006-2010 5-Year Low Mod Block Group



CPD Maps-RACE-Black or African American alone - Consolidated Plan and Continuum of Care Planning Tool



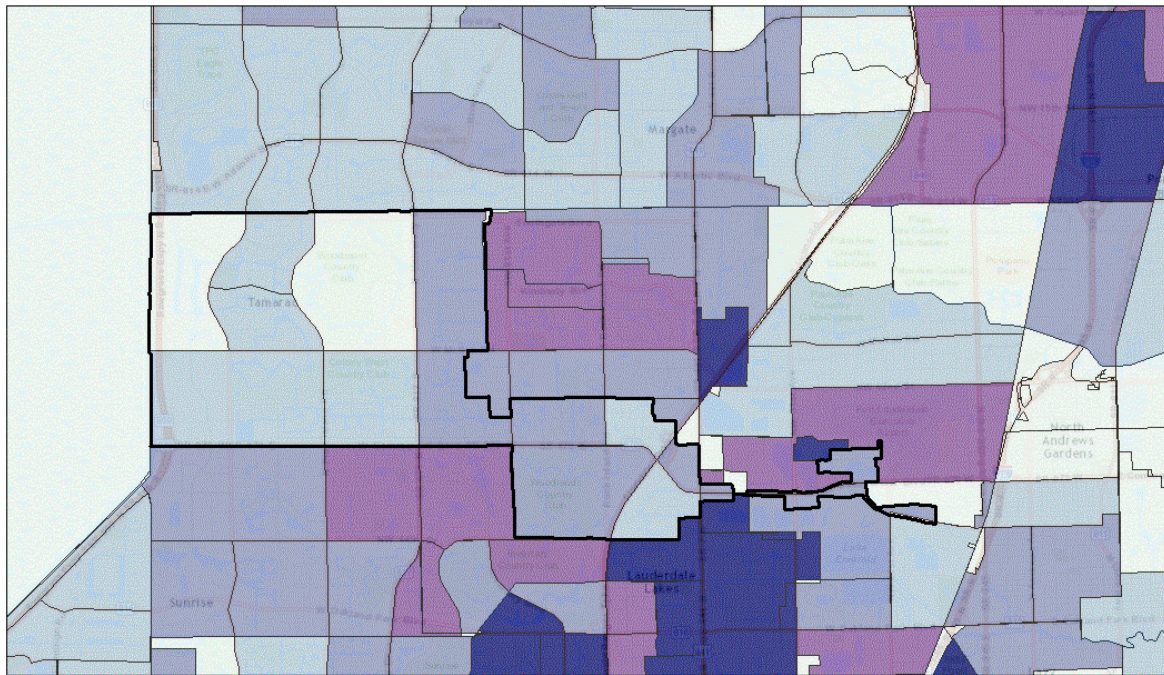
March 5, 2015

Override 1 BlackAfricanAmericanAlone
B03002EST4_PCT
6.85-22.6%
22.6-45.37%
<6.85%
>45.37%

0 0.5 1 2 mi
0 1 2 4 km
Sources: Esri, HERE, DeLorme, USGS, Intermap, increment P Corp., NRCAN, Esri Japan, METI, Esri China (Hong Kong), Esri Thailand, Swisstopo, Mapbox India, © OpenStreetMap contributors, and the GIS User Community

CPD Maps- RACE-White alone - Consolidated Plan and Continuum of Care Planning Tool

CPD Maps-RACE-Black or African American alone - Consolidated Plan and Continuum of Care Planning Tool



March 5, 2015

Override 1 **BlackAfricanAmericanAlone**
B03002EST4_PCT
 <6.85%
 6.85-22.6%
 22.6-45.37%
 45.37-74.1%
 >74.1%

0 0.5 1 2 mi
 0 1 2 4 km
 1:80,258
 Sources: Esri, HERE, DeLorme, USGS, Intermap, increment P Corp., NRCAN, Esri Japan, METI, Esri China (Hong Kong), Esri Thailand, Swisstopo, MapmyIndia, © OpenStreetMap contributors, and the GIS User Community

CPD Maps-RACE-Black or African American alone - Consolidated Plan and Continuum of Care Planning Tool

Strategic Plan

SP-05 Overview

Strategic Plan Overview

The five year strategic plan will address the City's needs via goals and related and corresponding priorities/objectives that are summarized below:

Goals

"To arrest and prevent any physical or economic blight through the rehabilitation and/or construction of housing, infrastructure and community facilities, through economic development initiatives."

Objectives

The overall program objective is driven by several factors including (1) the age and condition of the residential developments in the City; (2) the need for community facilities for low/moderate income household's particularly elderly households; (3) the need to provide Public Services; and (4) encourage and promote economic development.

The City of Tamarac continues to insist on high quality housing development, as well as quality maintenance of the City's existing housing stock for residents.

The City's objectives can be achieved over the next five years through consideration of the following strategies:

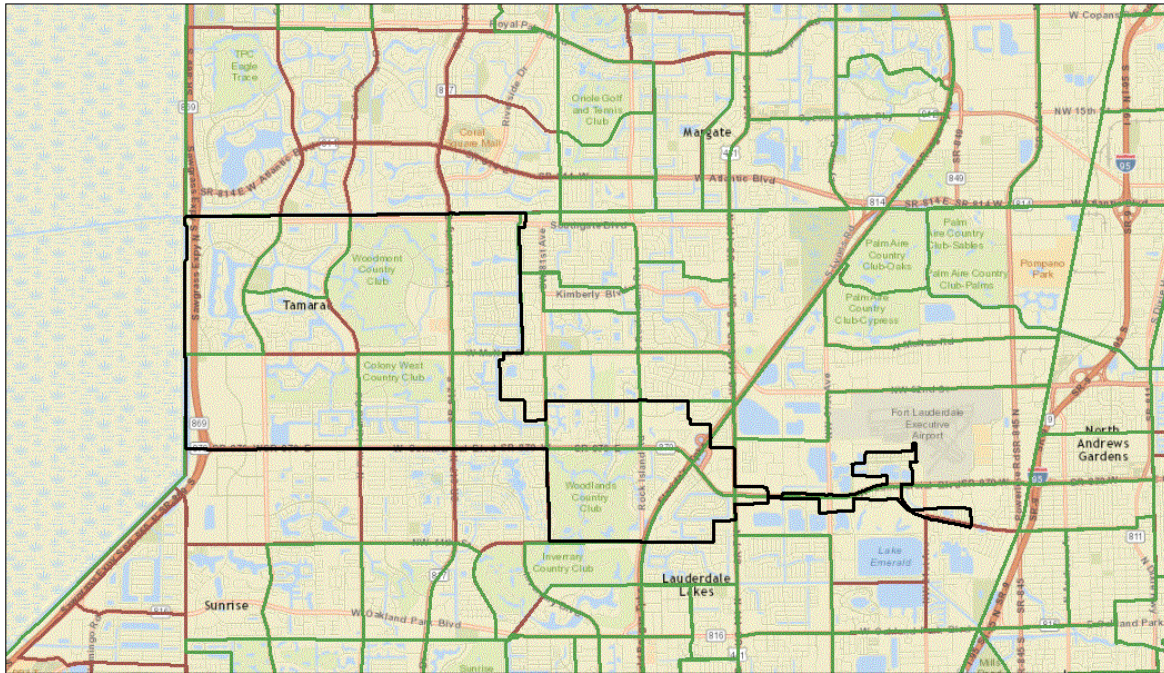
- Provide funding assistance to maintain the supply of affordable housing through rehabilitation of older single family and multi-family units.
- Provide first-time homeownership opportunities for low and moderate income residents.
- Offer public services programs and activities
- Encourage Code Compliance/Neighborhood Revitalization activities
- Deliver Public Facilities Improvements / Low-Mod Area Wide Benefit Improvements
- Provide economic development opportunities

The Five-Year Consolidated Plan will align with the City's Strategic Plan. The goals of the City's Strategic Plan included:

- Inclusive Community
- Healthy Financial Environment
- Dynamic Organizational Structure
- Clear Communication
- Vibrant Community

Much like the Consolidated Plan, the Strategic Plan establishes a vision for a diverse, inclusive and vibrant city, and establishes its services as an integral piece when meeting and exceeding the strategic goals

CPD Maps-Low Mod Census Tracts - Consolidated Plan and Continuum of Care Planning Tool



March 23, 2015
 Override 1
 Low Mod Tract
 Census Tract

0 0.5 1 2 mi
 0 1 2 4 km
 Sources: Esri, HERE, DeLorme, USGS, Intermap, increment P Corp., NRCAN, Esri Japan, METI, Esri China (Hong Kong), Esri Thailand, TomTom, MapmyIndia, © OpenStreetMap contributors, and the GIS User Community

CPD Maps-Low Mod Census Tracts - Consolidated Plan and Continuum of Care Planning Tool



City That Plans for the Future

SP-10 Geographic Priorities - 91.415, 91.215(a)(1)

Geographic Area

Table 15 - Geographic Priority Areas

| | | |
|----------|---|--|
| 1 | Area Name: | NSP Mainlands Section 10 |
| | Area Type: | Local Target area |
| | Other Target Area Description: | |
| | HUD Approval Date: | |
| | % of Low/ Mod: | |
| | Revital Type: | Housing |
| | Other Revital Description: | |
| | Identify the neighborhood boundaries for this target area. | Entire neighborhood of Mainlands Section 10 |
| | Include specific housing and commercial characteristics of this target area. | High mortgage delinquencies, code violations and vacancy rate. |
| | How did your consultation and citizen participation process help you to identify this neighborhood as a target area? | High mortgage delinquencies, code violations and vacancy rate. |
| | Identify the needs in this target area. | Improve housing occupancy rate and neighborhood stabilization. |
| | What are the opportunities for improvement in this target area? | Improve housing occupancy rate and neighborhood stabilization. |
| 2 | Area Name: | NSP Sunflower Community |
| | Area Type: | Local Target area |
| | Other Target Area Description: | |
| | HUD Approval Date: | |
| | % of Low/ Mod: | |
| | Revital Type: | Housing |
| | Other Revital Description: | |
| | Identify the neighborhood boundaries for this target area. | Entire neighborhood of Sunflower |
| | Include specific housing and commercial characteristics of this target area. | High mortgage delinquencies, code violations and vacancy rate. |
| | How did your consultation and citizen participation process help you to identify this neighborhood as a target area? | High mortgage delinquencies, code violations and vacancy rate. |

| | | |
|----------|--|--|
| | Identify the needs in this target area. | Improve housing occupancy rate and neighborhood stabilization. |
| | What are the opportunities for improvement in this target area? | Improve housing occupancy rate and neighborhood stabilization. |
| | Are there barriers to improvement in this target area? | No |
| 3 | Area Name: | City Wide Low-Mod |
| | Area Type: | City-Wide Low Mod |
| | Other Target Area Description: | City-Wide Low Mod |
| | HUD Approval Date: | |
| | % of Low/ Mod: | |
| | Identify the neighborhood boundaries for this target area. | City wide low-mod income areas |

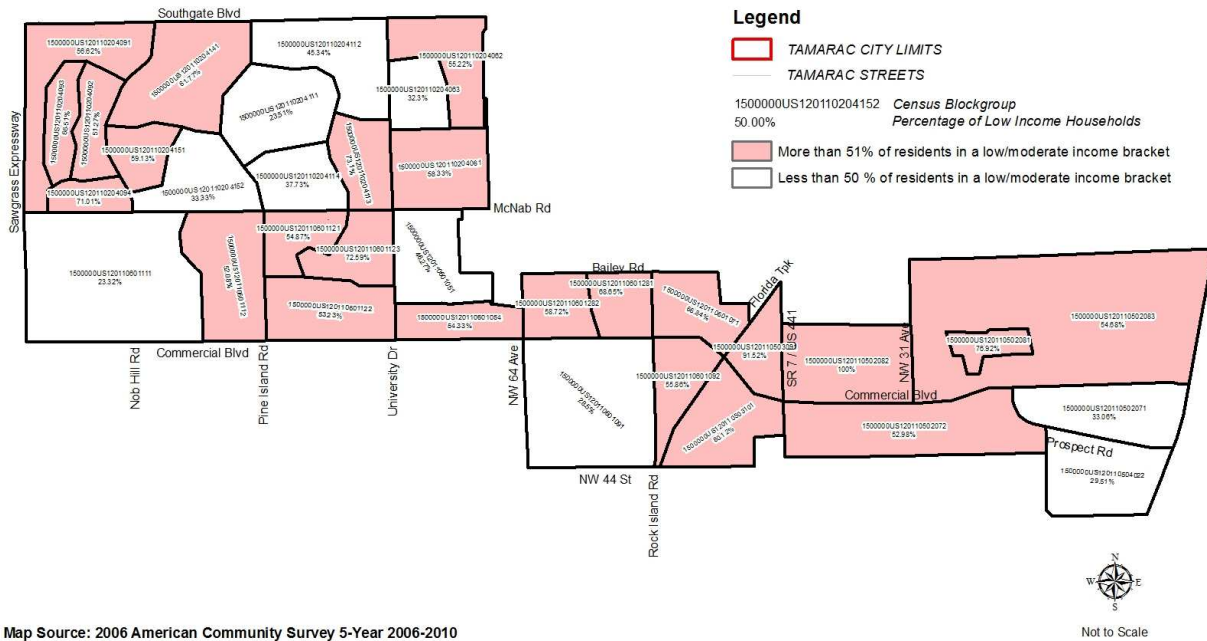
General Allocation Priorities

Describe the basis for allocating investments geographically within the state

The City of Tamarac determines the project locations using the 2000 Census data until complete and updated information can be obtained from the 2010 Census and American Community Survey data. A map was created identifying the low-moderate income areas and will be utilized to plan for public improvements in low/mod areas throughout the City. In addition to the Census and ACS data, the City determines need and location of special projects based on need and demand of its residents, as well as the condition of existing resources; such as public facilities. The City of Tamarac does not have any CDBG specified target areas or redevelopment areas at this time.

Local target areas used in the past included the Sunflower and Mainland's Section Ten communities under the Neighborhood Stabilization Program-Round 3.

ACS 2006-2010 5-Year Low Mod Block Group



2006-2010 ACS Low Mod Income Map-Tamarac

SP-25 Priority Needs - 91.415, 91.215(a)(2)

Priority Needs

Table 16 – Priority Needs Summary

| | | |
|----------|------------------------------------|---|
| 1 | Priority Need Name | Infrastructure Improvements |
| | Priority Level | High |
| | Population | Extremely Low Low Moderate |
| | Geographic Areas Affected | City-Wide Low Mod |
| | Associated Goals | Public Facilities and Infrastructure Improvement |
| | Description | Provide upgraded physical improvements such as sanitary sewers, storm sewers, sidewalks, street lighting, and improved public streets. |
| | Basis for Relative Priority | <p>A revitalization of Tamarac's older low-income neighborhoods and commercial areas is an on-going concern making community development a high priority. Activities of importance have been improvements to sidewalks, public facilities, and senior centers over the past five years. Several public facilities projects have been CDBG funded benefiting low-moderate income residents and/or direct benefit limited clientele.</p> <p>Public facility improvements will continue to be a priority for the next five years as the City's public facilities are aging and require improvement. Projects that provide an area-wide benefit or a direct benefit to limited clientele will be considered each year under the City's Annual Action Plans. As larger projects are identified, the City will seek additional funds from other resources to help fund such projects.</p> |
| 2 | Priority Need Name | Ensure adequate supply of affordable housing |
| | Priority Level | Low |
| | Population | Extremely Low Low Moderate |
| | Geographic Areas Affected | City-Wide Low Mod |
| | Associated Goals | Housing |

| | | |
|----------|------------------------------------|--|
| | Description | Ensure the City has an adequate amount of low and moderate income home ownership opportunities and expand the development of affordable housing stock available to homebuyers. |
| | Basis for Relative Priority | <p>The age and condition of the housing stock results in a need to provide housing assistance to existing and incoming homeowners. The City of Tamarac continues to insist on high quality housing development which is affordable to incoming residents, as well as quality maintenance of the City's existing housing stock. Developer contributions to the City's Housing Trust allow the City to plan for housing assistance programs. This objective can be achieved over the next five years through the following strategies:</p> <ul style="list-style-type: none"> • Provide first-time homeownership opportunities for low and moderate income residents. <p>The basis for the Low priority designation with regard to the Consolidated Plan is that the City has a decent amount of affordable housing, including new housing developments. Although the City will continue to ensure there is an adequate amount of affordable housing, high priority is not necessary.</p> |
| 3 | Priority Need Name | Rehabilitation of owner occupied housing |
| | Priority Level | High |
| | Population | Extremely Low Low Moderate Large Families Families with Children Elderly Elderly Frail Elderly Persons with Physical Disabilities |
| | Geographic Areas Affected | City-Wide Low Mod |
| | Associated Goals | Housing |
| | Description | Increase assistance to low and moderate income homeowners for rehabilitation to address code or building violations as well as correct health and safety issues. |

| | | |
|---|------------------------------------|--|
| | Basis for Relative Priority | <p>The overall program objective is driven by the age and condition of housing within City. The City of Tamarac continues to insist on high quality housing development, as well as quality maintenance of the City's existing housing stock. This objective can be achieved over the next five years through the following strategies:</p> <ul style="list-style-type: none"> • Provide funding assistance to maintain the supply of affordable housing through rehabilitation of older units. |
| 4 | Priority Need Name | Provide public/social services |
| | Priority Level | High |
| | Population | Extremely Low Low Moderate Large Families Families with Children Elderly Elderly Frail Elderly Persons with Mental Disabilities Persons with Physical Disabilities Persons with Developmental Disabilities Victims of Domestic Violence |
| | Geographic Areas Affected | City-Wide Low Mod |
| | Associated Goals | Public/Social Services |
| | Description | Expand and diversify social service activities that enhance access to child care, mental health, the elderly, juveniles and special needs population. |

| | | |
|---|------------------------------------|--|
| | Basis for Relative Priority | <p>The City of Tamarac has a very diverse population and an average age which has dropped substantially over the past five to ten years. The senior population continues to rely on the City to provide social services to meet their needs or partner with agencies that can provide various services. The current realm of social services includes, but is not limited to:</p> <ul style="list-style-type: none"> • Senior services • Disabled services • Youth services • Transportation services • Single parent family services • Mental health services • Crime awareness/prevention • Health care services <p>These services are in high demand and well attended by the community. The City takes advantage of the 15% limitation on public services utilizing the funds in full each year.</p> |
| 5 | Priority Need Name | Support Economic Development |
| | Priority Level | Low |
| | Population | Extremely Low Low Moderate Middle Non-housing Community Development |
| | Geographic Areas Affected | City-Wide Low Mod |
| | Associated Goals | Economic Development |
| | Description | Expand and diversify public and private resources committed to creating safe neighborhoods and revitalized commercial areas. |
| | Basis for Relative Priority | Economic Development is a Medium to High priority within the City; however, funding such activities utilizing CDBG funds is not likely and therefore received a Low priority for the purposes of the Consolidated Plan. Financial incentive activities are being created to allow new and existing businesses the opportunity to improve their business, increase patronage and/or provide additional job opportunities. Such incentives will be funded outside of the CDBG Program. |
| 6 | Priority Need Name | Support Fair Housing |
| | Priority Level | High |

| | | |
|---|------------------------------------|--|
| | Population | Extremely Low Low Moderate Large Families Families with Children Elderly Public Housing Residents Elderly Frail Elderly Persons with Mental Disabilities Persons with Physical Disabilities Persons with Developmental Disabilities Persons with Alcohol or Other Addictions Persons with HIV/AIDS and their Families Victims of Domestic Violence |
| | Geographic Areas Affected | City-Wide Low Mod |
| | Associated Goals | Housing Public/Social Services |
| | Description | Continue to contract and partner with local Fair Housing agencies to ensure protection of landlords and tenant, and home buyers and home sellers. Educate the community on rights and responsibilities of fair housing. |
| | Basis for Relative Priority | The City's responsibility to ensure fair housing opportunities to its residents is a priority so that all residents may enjoy the benefits of decent and affordable housing. |
| 7 | Priority Need Name | Rehabilitation of Multi-Family Housing Properties |
| | Priority Level | Low |
| | Population | Extremely Low Low Moderate |
| | Geographic Areas Affected | City-Wide Low Mod |
| | Associated Goals | Housing |
| | Description | With a large percentage of the City's housing stock occupied by renters, rehabilitation of multi-family units may become necessary to protect the affordability of decent housing and suitable living environments. |

| | | |
|--|------------------------------------|---|
| | Basis for Relative Priority | <p>The overall program objective is driven by the age and condition of housing within City. The City of Tamarac continues to insist on high quality housing development, as well as quality maintenance of the City's existing housing stock. This objective can be achieved over the next five years through the following strategies:</p> <ul style="list-style-type: none"> • Provide funding assistance to maintain the supply of affordable housing through rehabilitation of older multi-family units. <p>The basis for low priority designation is due to the extent of planning involved and proper administration of such project. Identifying eligible, qualified and feasible projects will require research and planning which may occur during the next five years.</p> |
|--|------------------------------------|---|

Narrative (Optional)

The City of Tamarac conducted a Community Needs Survey to prioritize projects, programs and activities to be funded over the next five years. The survey ranked the housing and non-housing needs as well as needs in the following objective categories:

- Affordable / Decent Housing
- Suitable Living Environment
- Economic Opportunity

SP-35 Anticipated Resources - 91.420(b), 91.215(a)(4), 91.220(c)(1,2)

Introduction

As a recipient of CDBG, HOME and SHIP funds, the City intends to allocate according to priority need. For the next five years, the City expects the housing market to continue to rebound from the dramatic slump that began in 2006. Affordable housing will remain a priority for the City of Tamarac and Home Rehabilitation will be a key activity.

To support the five year investment plan the appropriate federal resources described below will be utilized and applications will be submitted and or supported in achieving the City's listed projects and actions outlined in this section.

FEDERAL RESOURCES

Community Development Block Grant (CDBG)

The Community Development Block Grant (CDBG) was first authorized by the U.S. Congress in 1974, by the Housing and Community Development Act of 1974 (HCDA), with subsequent amendments. The primary purpose of the HCDA is the development of viable urban communities, by providing decent housing and a suitable living environment and expanding economic opportunities, principally for persons of low and moderate income. At least 70% of all CDBG funds must be spent on activities which benefit low or moderate income persons. Funds are used for housing to benefit low and moderate income persons, public facilities and improvements, expanded public services that include employment training, child care, fair housing counseling or recreational needs; rehabilitation of private or publicly owned buildings; economic development activities that create or retain jobs for low and moderate income persons.

Home Investment Partnerships Program (HOME)

Since FY 2002, the City of Tamarac has been a member of the Broward County HOME Consortium along with the Entitlement Cities of Tamarac, Coral Springs, Margate, Deerfield Beach, Sunrise, Lauderhill, Plantation, Davie, Pembroke Pines, Miramar and Coconut Creek. The United States Congress passed the National Affordable Housing Act In 1990. This Act created a variety of affordable housing programs, including the Home Investment Partnerships Act (HOME).

The City of Tamarac receives an allocation of these funds as a member of the Consortium. The purpose of the HOME program is to provide funds to local jurisdictions to strengthen public-private partnerships to provide more affordable housing through acquisition, rehabilitation, and new construction of housing, and tenant based rental assistance. In addition, HUD rules require that at least 15% of HOME funds be set aside for community housing development organizations to develop affordable housing. HOME funds may be used to provide: affordable renter/owner occupied units; tenant based rental assistance; administrative and planning costs; and payment of operating expenses of community housing development organizations. Housing development costs include acquisition, new construction, re-construction, pre-development and financing costs.

STATE RESOURCES

State Housing Initiative Partnership (SHIP) Program

The City of Tamarac typically receives an annual allocation under this program. Florida Housing administers the State Housing Initiatives Partnership program (SHIP), which provides funds to local governments as an incentive to create partnerships that produce and preserve affordable homeownership and multifamily housing. The program was designed to serve very low, low and moderate income families.

Anticipated Resources

| Program | Source of Funds | Uses of Funds | Expected Amount Available Year 1 | | | | Expected Amount Available Remainder of ConPlan \$ | Narrative Description |
|---------|------------------|---|----------------------------------|--------------------|--------------------------|-----------|---|--|
| | | | Annual Allocation: \$ | Program Income: \$ | Prior Year Resources: \$ | Total: \$ | | |
| CDBG | public - federal | Acquisition Admin and Planning Economic Development Housing Public Improvements Public Services | 366,236 | 0 | 0 | 366,236 | 1,464,944 | The City is an entitlement grantee and anticipates receiving \$350,000 over the next 4 years |
| Other | public - federal | Housing | 70,974 | 0 | 0 | 70,974 | 283,896 | As a member of the Broward County HOME Consortium, the City of Tamarac receives an annual allocation of approximately \$70,974 |
| Other | public - state | Admin and Planning Housing | 200,000 | 0 | 0 | 200,000 | 800,000 | The City is a State SHIP grantee receiving approximately \$200,000 per year. |

Table 17 - Anticipated Resources

Explain how federal funds will leverage those additional resources (private, state and local funds), including a description of how matching requirements will be satisfied.

As a recipient of CDBG, HOME and SHIP funds, the City intends to allocate according to priority need. The activities recommended in each Annual Action Plan may vary, however, affordable housing will remain a priority for the City of Tamarac and Home Rehabilitation will be a key activity across all funding sources.

If appropriate, describe publically owned land or property located within the state that may be used to address the needs identified in the plan.

N/A

SP-40 Institutional Delivery Structure - 91.415, 91.215(k)

Explain the institutional structure through which the jurisdiction will carry out its consolidated plan including private industry, non-profit organizations, and public institutions.

| Responsible Entity | Responsible Entity Type | Role | Geographic Area Served |
|--|--------------------------------|--|-------------------------------|
| TAMARAC | Government | Economic Development Non-homeless special needs Ownership Planning neighborhood improvements public facilities public services | Jurisdiction |
| BROWARD COUNTY | Government | Homelessness Public Housing Rental | Other |
| Broward County Housing Authority | PHA | Public Housing Rental | Other |
| BROWARD COUNTY FAMILY SUCCESS | Non-profit organizations | Planning | Other |
| Children's Services Council of Broward | Non-profit organizations | Planning | Other |
| Broward County Homeless Initiative Partnership | Continuum of care | Homelessness | Other |
| HOPE, HOUSING OPPORTUNITY PROJECT FOR EXCELLENCE | Non-profit organizations | Homelessness Ownership Public Housing Rental | Other |
| Neighborhood Housing Services of S Florida, Inc. | Non-profit organizations | Ownership Planning Rental | Region |

Table 18 - Institutional Delivery Structure

Assess of Strengths and Gaps in the Institutional Delivery System

The Community Development Department, Housing Division is responsible for the administration of the Community Development Block Grant (CDBG) and Home Investment Partnership (HOME) Programs. The City of Tamarac is a member of the Broward County Consortium and Continuum of Care.

The City's housing related service delivery system is conducted by staff in the Community Development Department, Housing Division. Private agencies are contracted to assist with services such as specification writing and real estate transactions. Public Service activities are administered by the Social Services Division of Parks and Recreation Department with resources provided by the City's general funds, grant funds, local public services agencies and non-profit agencies. Most public service activities are carried out by private agencies specializing in the particular service needed. Local non-profit agencies assist with social services not available through the City.

Availability of services targeted to homeless persons and persons with HIV and mainstream services

| Homelessness Prevention Services | Available in the Community | Targeted to Homeless | Targeted to People with HIV |
|---|----------------------------|----------------------|-----------------------------|
| Homelessness Prevention Services | | | |
| Counseling/Advocacy | X | | |
| Legal Assistance | X | | |
| Mortgage Assistance | | | |
| Rental Assistance | | | |
| Utilities Assistance | X | | |
| Street Outreach Services | | | |
| Law Enforcement | X | | |
| Mobile Clinics | | | |
| Other Street Outreach Services | X | | |
| Supportive Services | | | |
| Alcohol & Drug Abuse | | | |
| Child Care | X | | |
| Education | | | |
| Employment and Employment Training | | | |
| Healthcare | X | | |
| HIV/AIDS | | | |
| Life Skills | X | | |
| Mental Health Counseling | X | | |
| Transportation | X | | |
| Other | | | |
| | | | |

Table 19 - Homeless Prevention Services Summary

Describe how the service delivery system including, but not limited to, the services listed above meet the needs of homeless persons (particularly chronically homeless individuals and families, families with children, veterans and their families, and unaccompanied youth)

Although homelessness is a priority throughout the County, and the City of Tamarac supports all efforts to end homelessness, typically less than 1% of the County's homeless population reported being from Tamarac.

The primary advocate for persons at-risk of homelessness within the City of Tamarac is Parks and Recreation's Social Services Division. Case workers are familiar resources within the community to assist in identifying the appropriate agency to provide services. CDBG funds are allocated to provide a full-time Information and Referral Specialist to the community. Additionally, as a member of the Broward County Consortium and Continuum of Care the City supports efforts to end homelessness.

Broward County's Point in Time Report from January 2015 provides a breakdown of homeless counted by categories such as: veterans, youth, and families. This report allows the County to re-assess its current services and programs to accommodate the current homeless population.

Per Broward County's Point in Time Count, there are 2,624 homeless persons (2,124 households).

*Female 857

*Male 1,760

Describe the strengths and gaps of the service delivery system for special needs population and persons experiencing homelessness, including, but not limited to, the services listed above

A strength in service delivery is the number of agencies County-wide dedicated to end homelessness. There are over 15 agencies throughout the County who serve homeless and special needs populations. Outreach, education, point-in-time counts, funding drives, treatment, referral services and other activity is on-going throughout Broward County.

Provide a summary of the strategy for overcoming gaps in the institutional structure and service delivery system for carrying out a strategy to address priority needs

The main gap would be the limited number of shelters available. There are more homeless people in Broward County than there are shelters and facilities to assist.

SP-45 Goals - 91.415, 91.215(a)(4)

Goals Summary Information

| Sort Order | Goal Name | Start Year | End Year | Category | Geographic Area | Needs Addressed | Funding | Goal Outcome Indicator |
|------------|--|------------|----------|--|-------------------|--|---|---|
| 1 | Housing | 2015 | 2019 | Affordable Housing | City Wide Low-Mod | Ensure adequate supply of affordable housing Rehabilitation of owner occupied housing Support Fair Housing Rehabilitation of Multi-Family Housing Properties | CDBG: \$1,234,205 HOME Consortium: \$354,870 State Housing Initiative Program (SHIP): \$500,000 | Homeowner Housing Rehabilitated: 40 Household Housing Unit Direct Financial Assistance to Homebuyers: 10 Households Assisted |
| 2 | Public Facilities and Infrastructure Improvement | 2015 | 2019 | Non-Housing Community Development | City Wide Low-Mod | Infrastructure Improvements | CDBG: \$30,000 | Public Facility or Infrastructure Activities other than Low/Moderate Income Housing Benefit: 5000 Persons Assisted |
| 3 | Public/Social Services | 2015 | 2019 | Non-Homeless Special Needs Public Services | City Wide Low-Mod | Provide public/social services Support Fair Housing | CDBG: \$266,975 | Public service activities other than Low/Moderate Income Housing Benefit: 400 Persons Assisted |
| 4 | Economic Development | 2015 | 2019 | Non-Housing Community Development | City Wide Low-Mod | Support Economic Development | CDBG: \$0 | |

Table 20 – Goals Summary

Goal Descriptions

| | | |
|---|-------------------------|---|
| 1 | Goal Name | Housing |
| | Goal Description | <p>Expand and improve available housing options for low and moderate income residents.</p> <ul style="list-style-type: none"> • Provide Home Rehabilitation to single-unit, owner occupied units. (CDBG, HOME SHIP funded) • Provide Home Rehabilitation to multi-unit properties. (CDBG, if funded at all) • Provide Down Payment assistance to new homebuyers. (SHIP & Housing Trust funded) • Revitalize neighborhoods through Code Enforcement (City funded Neighborhood Improvement Grant) |
| 2 | Goal Name | Public Facilities and Infrastructure Improvement |
| | Goal Description | <p>Improve accessibility to public facilities within low mod income areas. Additionally, install and upgrade sidewalks in low mod income areas. May not be funded each year.</p> |
| 3 | Goal Name | Public/Social Services |
| | Goal Description | <p>Provide services to meet needs of changing community including but not limited to: seniors, special needs, youth and at-risk residents.</p> |
| 4 | Goal Name | Economic Development |
| | Goal Description | <p>The City has a strong focus on economic development at this time and recently created various incentives, however, economic development may not be funded utilizing CDBG funds during this five-year period. It is expected that the City will fund any incentives created.</p> |

Estimate the number of extremely low-income, low-income, and moderate-income families to whom the jurisdiction will provide affordable housing as defined by HOME 91.315(b)(2)

Over the next five years, through the City's housing activities such as home rehabilitation and down payment assistance, it is expected that over 50 low-moderate income households may be assisted utilizing the City's state and federal entitlement funds..

Should multi-family rehabilitation be funded, the estimated number of low-moderate income households assisted would increase.

In addition to the direct services provided by the City, the Housing Division partners with several agencies throughout the County on an on-going basis to assist residents with foreclosure prevention, housing counseling to prepare for homeownership, emergency utility assistance, as well as a host of other housing related services offered on a County-wide basis.

SP-65 Lead-based Paint Hazards - 91.415, 91.215(i)

Actions to address LBP hazards and increase access to housing without LBP hazards

As part of the Housing Assistance program, all properties receiving funds for Home Rehabilitation or Down Payment Assistance have lead based paint (LBP) assessment completed. All property owners are given the "Protect your family from Lead Hazards" pamphlet. Abatement is conducted if the initial assessment indicates a lead based paint hazard exists. Lead Based Paint testing is ordered with appropriate remediation actions suggested. A Request for Quotation is issued with the LBP Report and contractors submit bids on the remediation process. Once remediation is completed, a follow up test is conducted to ensure clearance.

How are the actions listed above integrated into housing policies and procedures?

In addition to the remediation of identified lead based paint products at City rehabilitation properties listed above, all home rehabilitation provided through the City's federal and state funded programs will consist of use of non-lead based paint products.

SP-70 Anti-Poverty Strategy - 91.415, 91.215(j)

Jurisdiction Goals, Programs and Policies for reducing the number of Poverty-Level Families

The factors which contribute to poverty are lack of resources, information, education, jobs, health care issues, child care issues, and an overall dependency on services. The City has programs currently to help in these areas as well as various partnerships with regional agencies to improve self-sufficiency.

The City will dedicate a majority of its federal and state funding to housing and non-housing strategies and coordinate with the Broward Coalition for the Homeless and Broward County agencies to support additional programs to limit poverty among the residents of Tamarac.

How are the Jurisdiction poverty reducing goals, programs, and policies coordinated with this affordable housing plan

Housing Counseling for new homebuyers as well as current homeowners has also become a priority to ensure those at-risk of losing their home can be assisted, educated, and prevent foreclosure leading to homelessness.

The plan and the activities carried out over the next five years include measures to assist at-risk households. Foreclosure prevention workshops, homebuyer seminars, housing counseling certifications, debt management partners and other activities reduce the number of families at or near poverty levels.

SP-80 Monitoring - 91.230

Describe the standards and procedures that the jurisdiction will use to monitor activities carried out in furtherance of the plan and will use to ensure long-term compliance with requirements of the programs involved, including minority business outreach and the comprehensive planning requirements

As required by its federally funded programs, the City conducts an Annual Audit and Single Audit Act review of programs. A copy of the City's CAFR is submitted to HUD on an annual basis. Additionally, the City will prepare its Consolidated Annual Performance Evaluation Report documenting achievement and performance. U.S Department of Housing and Urban Development as well as State funded agencies reserve the right to conduct reviews/audits of the programs proposed as part of the City's Annual Action Plan of Local Housing Assistance Plan.

Sub-recipients of CDBG funds will also be closely monitored to ensure compliance and that the goals and objectives of the City's Plan are being met. The City recently created a Monitoring Plan to clarify the responsibilities of sub-recipients.

In 2014, the City of Tamarac created a Monitoring Program Guide after a HUD on-site monitoring. The HUD monitoring suggested that the City create a plan that outlines the monitoring process that the administering agency conducts with its sub recipients. The City's only "sub recipients" are internal City departments; however, HUD Field Office cited them as sub recipients and further explained that the monitoring plan should be outlined.

The guide outlines the methods to which the City intends to carry out its programmatic requirements. As an entitlement community, the City is the responsible agency for ensuring the projects/activities proposed are being carried out adequately, timely, financially responsible and safe for the environment and community.

The Housing Division, within the Community Development Department is the administrative facilitator of all housing related grants and ultimately the party to carry out the various types of monitoring activity ensuring compliance. This Program Guide lists the areas to be monitored, as well as the method to which the monitoring will be conducted. This monitoring plan primarily applies to the City's CDBG program, however, may be implemented for other Federal funds as received.

Covered in the monitoring program guide are program areas such as:

Davis Bacon

Fair Housing

Section 3

Sub – Recipient Agreement regulation

Environmental Review

Annual Action Plan

AP-15 Expected Resources - 91.420(b), 91.220(c)(1,2)

Introduction

As a recipient of CDBG, HOME and SHIP funds, the City intends to allocate according to priority need. For the next five years, the City expects the housing market to continue to rebound from the dramatic slump that began in 2006. Affordable housing will remain a priority for the City of Tamarac and Home Rehabilitation will be a key activity.

To support the five year investment plan the appropriate federal resources described below will be utilized and applications will be submitted and or supported in achieving the City's listed projects and actions outlined in this section.

FEDERAL RESOURCES

Community Development Block Grant (CDBG)

The Community Development Block Grant (CDBG) was first authorized by the U.S. Congress in 1974, by the Housing and Community Development Act of 1974 (HCDA), with subsequent amendments. The primary purpose of the HCDA is the development of viable urban communities, by providing decent housing and a suitable living environment and expanding economic opportunities, principally for persons of low and moderate income. At least 70% of all CDBG funds must be spent on activities which benefit low or moderate income persons. Funds are used for housing to benefit low and moderate income persons, public facilities and improvements, expanded public services that include employment training, child care, fair housing counseling or recreational needs; rehabilitation of private or publicly owned buildings; economic development activities that create or retain jobs for low and moderate income persons.

Home Investment Partnerships Program (HOME)

Since FY 2002, the City of Tamarac has been a member of the Broward County HOME Consortium along with the Entitlement Cities of Tamarac, Coral Springs, Margate, Deerfield Beach, Sunrise, Lauderhill, Plantation, Davie, Pembroke Pines, Miramar and Coconut Creek. The United States Congress passed the National Affordable Housing Act In 1990. This Act created a variety of affordable housing programs, including the Home Investment Partnerships Act (HOME).

The City of Tamarac receives an allocation of these funds as a member of the Consortium. The purpose of the HOME program is to provide funds to local jurisdictions to strengthen public-private partnerships to provide more affordable housing through acquisition, rehabilitation, and new construction of housing, and tenant based rental assistance. In addition, HUD rules require that at least 15% of HOME funds be set aside for community housing development organizations to develop affordable housing. HOME funds may be used to provide: affordable renter/owner occupied units; tenant based rental assistance; administrative and planning costs;

and payment of operating expenses of community housing development organizations. Housing development costs include acquisition, new construction, re-construction, pre-development and financing costs.

STATE RESOURCES

State Housing Initiative Partnership (SHIP) Program

The City of Tamarac typically receives an annual allocation under this program. Florida Housing administers the State Housing Initiatives Partnership program (SHIP), which provides funds to local governments as an incentive to create partnerships that produce and preserve affordable homeownership and multifamily housing. The program was designed to serve very low, low and moderate income families.

Anticipated Resources

| Program | Source of Funds | Uses of Funds | Expected Amount Available Year 1 | | | | Expected Amount Available Remainder of ConPlan \$ | Narrative Description |
|---------|------------------|---|----------------------------------|--------------------|--------------------------|-----------|---|--|
| | | | Annual Allocation: \$ | Program Income: \$ | Prior Year Resources: \$ | Total: \$ | | |
| CDBG | public - federal | Acquisition Admin and Planning Economic Development Housing Public Improvements Public Services | 366,236 | 0 | 0 | 366,236 | 1,464,944 | The City is an entitlement grantee and anticipates receiving \$350,000 over the next 4 years |
| Other | public - federal | Housing | 70,974 | 0 | 0 | 70,974 | 283,896 | As a member of the Broward County HOME Consortium, the City of Tamarac receives an annual allocation of approximately \$70,974 |
| Other | public - state | Admin and Planning Housing | 200,000 | 0 | 0 | 200,000 | 800,000 | The City is a State SHIP grantee receiving approximately \$200,000 per year. |

Table 21 - Expected Resources – Priority Table

Explain how federal funds will leverage those additional resources (private, state and local funds), including a description of how matching requirements will be satisfied

As a recipient of CDBG, HOME and SHIP funds, the City intends to allocate according to priority need. The activities recommended in each Annual Action Plan may vary, however, affordable housing will remain a priority for the City of Tamarac and Home Rehabilitation will be a key activity across all funding sources.

Annual Goals and Objectives

AP-20 Annual Goals and Objectives - 91.420, 91.220(c)(3)&(e)

Goals Summary Information

| Sort Order | Goal Name | Start Year | End Year | Category | Geographic Area | Needs Addressed | Funding | Goal Outcome Indicator |
|---------------------------------|--|-------------|-------------------------|---|---|--|--|---|
| 1 | Housing | 2015 | 2019 | Affordable Housing | City Wide Low-Mod | Rehabilitation of owner occupied housing | CDBG: \$252,841 HOME Consortium: \$70,974 State Housing Initiative Program (SHIP): \$100,000 | Homeowner Housing Rehabilitated: 7 Household Housing Unit |
| 2 | Public/Social Services | 2015 | 2019 2017 | Non-Homeless Special Needs Public Services | City Wide Low-Mod | Provide public/social services | CDBG: \$53,395 HOME Consortium: \$0 State Housing Initiative Program (SHIP): \$0 | Public service activities other than Low/Moderate Income Housing Benefit: 100 Persons Assisted |
| <u>2nd Amendment</u> | <u>Public Service (Senior Feeding Program)</u> | <u>2018</u> | <u>2019</u> | <u>Non-Homeless Special Needs Public Services</u> | <u>City Wide Low-Mod, limited clientele</u> | <u>Provide public/social services</u> | <u>CDBG: \$15,950 annually</u> | <u>Public service activities other than Low/Moderate Income Housing</u> <u>Benefit: 11 Persons assisted annually</u> |
| <u>2nd Amendment</u> | <u>Public Service (Preventive Services/Intervention Services for Youths)</u> | <u>2018</u> | <u>2019</u> | <u>Homeless, Non-Homeless Special Needs Public Services</u> | <u>City Wide Low-Mod, limited clientele</u> | <u>Provide public/social services</u> | <u>CDBG: \$14,050 annually</u> | <u>Public service activities other than Low/Moderate Income Housing</u> <u>Benefit: 75 children/youths assisted annually</u> |

| Sort Order | Goal Name | Start Year | End Year | Category | Geographic Area | Needs Addressed | Funding | Goal Outcome Indicator |
|---------------------------------|--|-------------|-------------|-------------------------------------|--------------------------|---------------------------------------|--------------|--|
| 2nd Amendment | <u>Public Service (Education Workshop)</u> | <u>2018</u> | <u>2019</u> | <u>Non-Homeless Public Services</u> | <u>City Wide Low-Mod</u> | <u>Provide public/social services</u> | <u>CDBG:</u> | <u>Public service activities other than Low/Moderate Income Housing</u> <u>Benefit: 12 households assisted annually</u> |

Table 22 – Goals Summary

Goal Descriptions

| | | |
|---------------------------------|-------------------------|---|
| 1 | Goal Name | Housing |
| | Goal Description | Owner Occupied Home Rehabilitation (including Rehabilitation Service Delivery) |
| 2 | Goal Name | Public/Social Services |
| | Goal Description | Full Time Temporary Information and Referral Specialist Counseling Services |
| 2nd Amendment | Goal Name | Public/Social Services |
| | Goal Description | <u>Public Service (Senior Feeding Program)</u> |
| 2nd Amendment | Goal Name | Public/Social Services |
| | Goal Description | <u>Public Service (Preventive Services/Intervention Services for Youths)</u> |
| 2nd Amendment | Goal Name | Public/Social Services |
| | Goal Description | <u>Public Service (Education Workshop)</u> |

AP-35 Projects - 91.420, 91.220(d)

Introduction

The statutes for the HUD CDBG grant programs set forth three basic goals which are closely related to the major commitments and priorities of the U.S. Department of Housing and Urban Development (HUD). Each of these goals must primarily benefit very low, low and moderate income persons within the context described below:

1. To provide suitable living environment
2. To provide decent housing
3. To expand economic opportunities

This annual action plan incorporates priority projects and programs addressing these goals.

| # | Project Name |
|---|------------------------|
| 1 | Home Rehabilitation |
| 2 | Public/Social Services |
| 3 | Program Administration |

Table 23 – Project Information

Describe the reasons for allocation priorities and any obstacles to addressing underserved needs

The main focus is maintaining affordable housing and public services to all low-moderate income residents of Tamarac, including those with special needs.

The major obstacle is funding, or lack thereof. Both federal and state allocations fluctuate and are often decreased from year to year making planning for the future and meeting the needs of the underserved difficult.

AP-38 Project Summary

Project Summary Information

| | | |
|---|--|--|
| 1 | Project Name | Home Rehabilitation |
| | Target Area | City Wide Low-Mod |
| | Goals Supported | Housing |
| | Needs Addressed | Rehabilitation of owner occupied housing |
| | Funding | CDBG: \$252,841 |
| | Description | Owner Occupied Home Rehabilitation (including Rehabilitation Services) |
| | Target Date | 9/30/2016 |
| | Estimate the number and type of families that will benefit from the proposed activities | It is anticipated, based on projected funding levels, that seven (7) households will be assisted. |
| | Location Description | |
| | Planned Activities | Owner Occupied Home Rehabilitation |
| 2 | Project Name | Public/Social Services |
| | Target Area | City Wide Low-Mod |
| | Goals Supported | Public/Social Services |
| | Needs Addressed | Provide public/social services |
| | Funding | CDBG: \$53,395 |
| | Description | Full Time Information and Referral Specialist, and Counseling Services |
| | Target Date | 9/30/2016 |
| | Estimate the number and type of families that will benefit from the proposed activities | It is anticipated that activities generated under public/social services will benefit 100 individuals. |
| | Location Description | |
| | Planned Activities | Information and Referral Specialist, and Counseling Services |
| 3 | Project Name | Program Administration |
| | Target Area | City Wide Low-Mod |
| | Goals Supported | Housing Public/Social Services |

| | | |
|--|---------------------------|--|
| | Needs Addressed | Infrastructure Improvements Ensure adequate supply of affordable housing Rehabilitation of owner occupied housing Provide public/social services Support Economic Development Support Fair Housing Rehabilitation of Multi-Family Housing Properties |
| | Funding | CDBG: \$60,000 |
| | Description | General program administration, fair housing activities and annual audit. |
| | Target Date | 9/30/2016 |
| | Planned Activities | Program Administration Fair Housing Audit |

| | |
|--|---|
| Added in 2nd Amendment | <u>Public/Social Services</u> |
| Project Name | |
| Target Area | <u>City Wide Low-Mod -Limited Clientele</u> |
| Goals Supported | <u>Public/Social Services</u> |
| Needs Addressed | <u>Provide public/social services</u> |
| Funding | <u>CDBG: \$15,950</u> |
| Description | <u>Public Service(Senior Feeding Program) This activity will include funding a local organization to provide home delivered meals to identified seniors in the City of Tamarac. Approximately 11 seniors will be served. These activities will benefit low and moderate income persons as qualified under 570.208(a)(2), limited clientele.</u> |
| Target Date | <u>FY2018/2019</u> |
| Estimate the number and type of families that will benefit from the proposed activities | <u>It is anticipated that activities generated under public/social services will benefit 11 individuals annually.</u> |
| Location Description | |
| Planned Activities | <u>Public Service (Senior Program)</u> |

| | |
|--|---|
| Added in 2nd Amendment | Public/Social Services |
| Project Name | |
| Target Area | City Wide Low-Mod -Limited Clientele |
| Goals Supported | Public/Social Services |
| Needs Addressed | Provide public/social services |
| Funding | CDBG: \$14, 050 |
| Description | <p><u>Public Service (Preventive Services/Intervention Services for Youths) (</u></p> <p><u>This activity will include funding for organization that currently provide services to youths living in the City of Tamarac, who are deemed homeless, or currently receiving free and reduced lunches in the Broward County School system, or funding for local organizations that are currently providing services to youths living in the City of Tamarac, who are deemed abused, neglected, and abandoned with an open active dependency case in Broward County. A minimum of 75 children will be served through both initiatives. These activities will benefit low and moderate income persons, limited clientele.</u></p> |
| Target Date | <u>FY2018/2019</u> |
| Estimate the number and type of families that will benefit from the proposed activities | <u>It is anticipated that activities generated under public/social services will benefit 75 children/youths.</u> |
| Location Description | |
| Planned Activities | <u>Public Service (Preventive Services/Intervention Services for Youths)</u> |
| Added in 2nd Amendment Project Name | <u>Public/Social Services</u> |
| Target Area | <u>City Wide Low-Mod -</u> |
| Goals Supported | <u>Public/Social Services</u> |
| Needs Addressed | <u>Provide public/social services</u> |
| Funding | <u>CDBG:</u> |

| | |
|--|---|
| Description | <u>Public Service (Education Workshop)</u> <u>The City of Tamarac will develop and conduct education workshops on post rehabilitation for low and moderate persons about affordable housing, home ownership, lender fair housing laws and lead-based paint hazards. A minimum of 12 eligible household will be assisted through these workshops.</u> |
| Target Date | <u>FY2018/2019</u> |
| Estimate the number and type of families that will benefit from the proposed activities | <u>It is anticipated that activities generated under public/social services will benefit 12 individuals annually.</u> |
| Location Description | |
| Planned Activities | <u>Public Service (Education Workshop)</u> |

AP-50 Geographic Distribution - 91.420, 91.220(f)

Description of the geographic areas of the entitlement (including areas of low-income and minority concentration) where assistance will be directed

Federal and State grant funds are available City-wide. However, the end user must be income eligible. The City has no target areas and the low-income and minority concentration areas may access programs and activities equally to those of all other Tamarac residents.

Geographic Distribution

| Target Area | Percentage of Funds |
|--------------------------|----------------------------|
| NSP Sunflower Community | 0 |
| NSP Mainlands Section 10 | 0 |
| City Wide Low-Mod | 0 |

Table 24 - Geographic Distribution

Rationale for the priorities for allocating investments geographically

No priority areas for funding allocation. The priority areas listed above relate to the Neighborhood Stabilization Program which the City is currently involved since 2008 and expends funds in targeted areas as required by the funding source. NSP funds will continue to be expended until funds are exhausted or US Department of Housing and Urban Development close the program re-allocating any remaining funds into the City's CDBG activities.

AP-85 Other Actions - 91.420, 91.220(k)

Introduction

Throughout the year, City staff participate in several community events, outreach efforts, educational workshops, public service announcements, and invitational guest speaking opportunities at various communities, boards, organizations, non-profits, and for-profits to assess the needs of the community and share information with the residents of Tamarac as to the availability of funds.

Several members of City staff are members of general local government planning boards, committees and sub-committees at which county-wide coordination is reached on issues pertaining to planning, transportation, housing, community development and neighborhood revitalization.

Actions planned to address obstacles to meeting underserved needs

The City's Social Services Division is available at all times to address the needs of the residents. Direct and/or indirect service delivery is coordinated through the City's Social Service staff. Staff has access to both internal and external programs and agencies which may be required to assist underserved needs.

Actions planned to foster and maintain affordable housing

The City has an Affordable Housing Policy as well as a Minimum Housing Code which lays out the City's plans to foster and maintain affordable housing, ensure future housing needs are met and development is in coordination with the City's Comprehensive and Consolidated Plans. In addition to the long-term goals of the policy, the Community Development Department will continue to promote affordable housing needs of the community.

The City participates in local Homebuyer and Foreclosure Prevention workshops and seminars to further assist those in need.

Actions planned to reduce lead-based paint hazards

The Housing Division will continue to provide lead-based paint assessments and abatement on properties identified and containing hazards. A lead-based paint review of all properties is conducted prior to providing assistance.

Actions planned to reduce the number of poverty-level families

The City will continue to dedicate a majority of its federal and state funding to affordable housing strategies and coordinate with the Broward Coalition for the Homeless and Broward County agencies to support additional programs to limit poverty among the residents of Tamarac. Housing counseling, debt management, credit repair, as well as other social services are provided within the City as well as through various partners available to assist residents in financial crisis.

Actions planned to develop institutional structure

The City's Housing programs will continue to be administered in-house by City staff. Internal City staff, committees, and Boards will review and recommend activities to be carried out under the Consolidated Plan. Additional input will be sought from outside agencies for the formulation of unmet needs and activities to address them.

The City's Service Delivery System is largely conducted by City staff. Public Services are provided by the City's general funds, grant funds, local public services agencies and non-profit agencies. Coordination is strong, funding is weak.

Actions planned to enhance coordination between public and private housing and social service agencies

The City of Tamarac participates in County/City Committees created to coordinate public, private and community based efforts to expand affordable housing and economic development initiatives through research and program development activities that support community development joint ventures between the private and public sectors. To further the cause for affordable housing, the City will determine the following actions:

- Continue to support the efforts of the City to develop recommendations regarding land use revisions/changes that would provide development incentives for the expansion of affordable rental/owner occupied housing.
- Continue the implementation of the State Housing Incentive Partnership (SHIP) Program to promote and diversify available financing and inducement incentives to expand the affordable housing stock in the city of Tamarac.
- The City of Tamarac Community Development Department will identify publicly owned land/buildings that can be developed for affordable housing initiatives.

Discussion

The City's Community Development Department will act as the primary entity responsible for the coordinating, planning and implementing of programs and projects internally, and among private and public agencies.

Program Specific Requirements

AP-90 Program Specific Requirements - 91.420, 91.220(I)(1,2,4)

Introduction

PROGRAM INCOME is only generated when a previous recipient of CDBG funds (or other entitlement programs) defaults on the terms of their deferred loan and repayment is due to the City. The City's Home Rehabilitation activity is the only activity in which funds are issued in the form of a deferred loan.

Recapture Terms/Affordability Period for the Housing activities are as such:

- Deferred loan secured by a lien against the property for a period of ~~ten (10)~~ fifteen (15) years with zero (0) percent interest with a principal reduction of twenty (20) percent beginning on the anniversary date of year ~~eleven~~ six. At the end of the ~~tenth~~ fifteenth year, the loan is forgiven. The pro-rated repayment is due upon the sale or transfer of the property or if cash equity is taken out within the ~~ten (10)~~ fifteen (15) year loan term.
- The City's loan documents provide that the obligation for repayment shall continue for the entire recapture terms even in the event of the death of the homeowner. The obligation to repay funds during the recapture period in the event of the sale of the property, or due to failure to comply with the obligations as stated in the loan document shall transfer to any heir or beneficiary of the deceased property owner.
- The sale, transfer of ownership of the Property, refinancing of the Property with a cash payment to the Owner-Occupant, or the Owner-Occupant's vacation of the property as a primary residence during the ~~ten (10)~~ fifteen (15) year term of the Agreement shall constitute a default. The prorated amount of the principal balance of the Deferred Payment Loan that is remaining to be paid at the time of the default shall be payable, in full, to the City of Tamarac.

Should Program Income be received, funds are returned to the current fiscal year and allocated to the activity to which funds were originally expended.

Community Development Block Grant Program (CDBG)

Reference 24 CFR 91.220(I)(1)

Projects planned with all CDBG funds expected to be available during the year are identified in the Projects Table. The following identifies program income that is available for use that is included in projects to be carried out.

1. The total amount of program income that will have been received before the start of the next program year and that has not yet been reprogrammed 0
2. The amount of proceeds from section 108 loan guarantees that will be used during the year to address the priority needs and specific objectives identified in the grantee's strategic plan. 0

| | |
|--|----------|
| 3. The amount of surplus funds from urban renewal settlements | 0 |
| 4. The amount of any grant funds returned to the line of credit for which the planned use has not been included in a prior statement or plan | 0 |
| 5. The amount of income from float-funded activities | 0 |
| Total Program Income: | 0 |

Other CDBG Requirements

| | |
|---|---------------|
| 1. The amount of urgent need activities | 0 |
| 2. The estimated percentage of CDBG funds that will be used for activities that benefit persons of low and moderate income. Overall Benefit - A consecutive period of one, two or three years may be used to determine that a minimum overall benefit of 70% of CDBG funds is used to benefit persons of low and moderate income. Specify the years covered that include this Annual Action Plan. | 80.00% |

Other Topic Discussion

Fair Housing

Fair Housing in the City of Tamarac is promoted during community events, workshops, and as part of the one-on-one housing counseling at the staff level.

The City maintains an annual Scope of Work with H.O.P.E Inc. for all its Fair Housing initiatives and needs.

The Fair Housing Action Plan consists of updating the City's Analysis of Impediments, conducting Fair Housing educational outreach sessions, distributing Fair Housing and Predatory Lending educational materials, conducting in partnership with other jurisdictions a National Fair Housing Month event, and publishing several Public Service Announcements. The last update to the City's Analysis of Impediments was completed in 2008. A new Analysis of Impediments is being completed to accompany this Five-Year Consolidated Plan. The City has contracted with HOPE, Inc to conduct and complete the Analysis of Impediments. Fair Housing outreach will be conducted to assist with the public comment portion of the Plan.

Additionally, the H.O.P.E, Inc. Discrimination Hotline phone number has been added the City's website and it published in the City's Tam-A-Gram newsletter once per year.

Section 3

The City has a Section 3 Plan which is included in all solicitations utilizing federal funds incorporated Section 3 language.

Under the Home Rehabilitation Program, Section 3 determination will be made a part of the award process. General Contractors will be asked to complete the Section 3 Business and/or Resident certifications.

Additionally, the City has consultants under the Neighborhood Stabilization Program – Round 3 within the “vicinity hiring” guidelines. A realtor located in the City of Tamarac was selected to assist with acquisition, property management and disposition of NSP3 properties. A local lawn maintenance company was also selected to maintain the lawns at NSP3 properties while owned by the City.

City staff will continue to attend local Section 3 training improving the incorporation of Section 3 into grant funded projects.

Davis Bacon

In addition to creating the above Section 3 Plan, the City recently completed its Davis Bacon Plan. All solicitations incorporate Davis Bacon requirements when federally funded. CDBG funds have been allocated to the installation of sidewalks over the past 3-5 years. Davis Bacon monitoring takes place ensuring compliance on these jobs. Staff attends the award conference notifying the contractor of its Davis Bacon obligations and conducts on-site interviews with labor personnel confirming labor standards are being met.

Appendix

Alternate/Local Data Sources

| | |
|----------|--|
| 1 | <p>Data Source Name</p> <p>2011-2013 ACS DP03: SELECTED ECONOMIC</p> |
| | <p>List the name of the organization or individual who originated the data set.</p> <p>2011-2013 American Community Survey 3-Year Estimates Supporting documentation on code lists, subject definitions, data accuracy, and statistical testing can be found on the American Community Survey website in the Data and Documentation section.</p> <p>Sample size and data quality measures (including coverage rates, allocation rates, and response rates) can be found on the American Community Survey website in the Methodology section.</p> <p>Although the American Community Survey (ACS) produces population, demographic and housing unit estimates, it is the Census Bureau's Population Estimates Program that produces and disseminates the official estimates of the population for the nation, states, counties, cities and towns and estimates of housing units for states and counties.</p> |
| | <p>Provide a brief summary of the data set.</p> <p>SELECTED ECONOMIC CHARACTERISTICS:</p> <p>American Community Survey 3-Year Estimates</p> |
| | <p>What was the purpose for developing this data set?</p> <p>Default data figures dramatically lower than the ACS data provided as an alternate.</p> |
| | <p>Provide the year (and optionally month, or month and day) for when the data was collected.</p> <p>2011-2013 ACS DP03-Selected Economic Characteristics</p> |
| | <p>Briefly describe the methodology for the data collection.</p> <p>2011-2013 ACS Data DP03 Table</p> |
| | <p>Describe the total population from which the sample was taken.</p> <p>Tamarac ,FL</p> |
| | <p>Describe the demographics of the respondents or characteristics of the unit of measure, and the number of respondents or units surveyed.</p> <p>Tamarac, FL</p> |



Title - TR13215 - Tamarac Lakes South Watermain Improvements Project Change Order No. 1

Item No. 6 (e) on the Consent Agenda. (TR13215) A Resolution of the City Commission of the City of Tamarac, Florida, approving Change Order No. 1 to the Agreement with Roadway Construction, LLC for the Tamarac Lakes South Watermain Improvements Project, to change the pipe size from 8 inches to 12 inches along the Northern Pipeline Route to accommodate a future connection of the Tamarac Utilities East communities to the City of Tamarac's Water Distribution System at a cost not to exceed \$194,520.84; authorizing the appropriate City Officials to execute Change Order No. 1; authorizing an appropriation of \$194,520.84 to fund Change Order No. 1; providing for conflicts; providing for severability; and providing an effective date. - **Public Services Director Jack Strain presenting**

Commission District(s):

District 1

ATTACHMENTS:

| Description | Upload Date | Type |
|-------------------------------------|-------------|------------|
| ▣ TR 13215 - MEMO | 11/28/2018 | Cover Memo |
| ▣ TR 13215 RESOLUTION | 11/28/2018 | Resolution |
| ▣ TR 13215 EXHIBIT 1 - PROPOSAL | 11/28/2018 | Exhibit |
| ▣ TR 13215 EXHIBIT 2 - CHANGE ORDER | 11/28/2018 | Exhibit |

CITY OF TAMARAC
INTEROFFICE MEMORANDUM
PUBLIC SERVICES DEPARTMENT

TO: Michael C. Cernech,
City Manager

DATE: November 27, 2018

THROUGH: Jack Strain, P.E.,  *For J.S.*
Director of Public Services

FROM: Earl Henry, P.E., ^{TG} (for E.H.)
Utility Engineer

RE: Temp. Reso. #13215
Change Order No. 1
Tamarac Lakes South Watermain
Improvements Project

Recommendation:

I recommend that the City Manager approve Change Order No. 1 to the agreement between Roadway Construction, LLC and the City of Tamarac for the Tamarac Lakes South Watermain Improvements Project in an amount not to exceed \$194,520.84; and that this item be placed on the December 12, 2018 Commission Agenda.

Issue:

The approval of Change Order No. 1 for the Tamarac Lakes South Watermain Improvements Project is to allow Roadway Construction, LLC to change the pipe size from 8 inches to 12 inches along the northern pipeline route to accommodate future connection of the Tamarac Utilities East communities to the City of Tamarac's Water Distribution System.

Background:

The City of Tamarac's water services are currently divided into two sections, the Tamarac Utilities West (TUW) and Tamarac Utilities East (TUE). The TUW section is from the western limits of the City at the Sawgrass Expressway east to State Road 7 (US 441). This section is serviced by the City of Tamarac's Water Distribution System. The TUE section is from NW 31st Street east to Tamarac Lakes Sections 1 and 2 along Prospect Road. The communities within the TUE section currently receives water services from the City of Fort Lauderdale.

This split in the water distribution systems within the City has caused various issues over the years with regard to the consistency of the water quality delivered to the east side. As part of the City's Water Master Plan Study, the City of Tamarac is currently assessing the feasibility of connecting the communities in the TUE to the City's Water Distribution System. The plan will include installation of a 12-inch pipeline from US 441 to NW 31st Street as part of a future project. The change from an 8-inch to a 12-inch pipe within the current Tamarac Lakes South Watermain Improvements Project will ensure that the project is in keeping with future plans to expand the City's Water Distribution System to include the TUE.

Fiscal Impact:

This is an unfunded addition to the project; and an appropriation of \$194,520.84 will be required to fund this change order. Funds are available in the Utilities Renewal and Replacement Fund to fund this change order.

CITY OF TAMARAC, FLORIDA

RESOLUTION NO. R-2018 _____

A RESOLUTION OF THE CITY COMMISSION OF THE CITY OF TAMARAC, FLORIDA, APPROVING CHANGE ORDER NO. 1 TO THE AGREEMENT WITH ROADWAY CONSTRUCTION, LLC FOR THE TAMARAC LAKES SOUTH WATERMAIN IMPROVEMENTS PROJECT, TO CHANGE THE PIPE SIZE FROM 8 INCHES TO 12 INCHES ALONG THE NORTHERN PIPELINE ROUTE TO ACCOMMODATE A FUTURE CONNECTION OF THE TAMARAC UTILITIES EAST COMMUNITIES TO THE CITY OF TAMARAC'S WATER DISTRIBUTION SYSTEM AT A COST NOT TO EXCEED \$194,520.84; AUTHORIZING THE APPROPRIATE CITY OFFICIALS TO EXECUTE CHANGE ORDER No. 1; AUTHORIZING AN APPROPRIATION OF \$194,520.84 TO FUND CHANGE ORDER NO. 1; PROVIDING FOR CONFLICTS; PROVIDING FOR SEVERABILITY; AND PROVIDING AN EFFECTIVE DATE.

WHEREAS, the City of Tamarac owns, operates and maintains the water distribution systems within the Tamarac Lakes Sub-division; and

WHEREAS, on June 27, 2018, the City Commission approved the award of a contract to Roadway Construction, LLC to change the undersized water mains within the Tamarac Lakes sub-division that are constructed of cast iron and galvanized steel which are subject to internal corrosion which leads to water quality issues for the Tamarac Lakes South Watermain Improvements Project through Resolution No. R-2018-70, a copy of said Resolution is incorporated herein by reference and on file in the office of the City Clerk; and

WHEREAS, the City of Tamarac's water services are currently divided into two sections, the Tamarac Utilities West (TUW), from the western limits of the City at the Sawgrass Expressway east to State Road 7 (US 441) and Tamarac Utilities East (TUE), from NW 31st Street east to Tamarac Lakes Sections 1 and 2 along Prospect Road; and

WHEREAS, this Change Order is to provide for the difference in costs of labor and materials for the change from installing an 8-inch pipeline to a 12-inch pipeline along the northern pipeline route to accommodate a future connection of the Tamarac Utilities East communities to the City of Tamarac's Water Distribution System in an amount not to exceed \$194,520.84; and

WHEREAS, Roadway Construction, LLC will perform the work at a cost not to exceed \$194,520.84 per the Change Order Proposal, a copy of which is hereto attached as "Exhibit 1"; and

WHEREAS, this is an unfunded addition to an existing project, and an appropriation will be required in an amount not to exceed \$194,520.84; and

WHEREAS, the Director of Public Services, the Director of Financial Services, and the Purchasing and Contracts Manager recommend the authorization of Change Order No. 1 to the contract for the Tamarac Lakes South Watermain Improvements Project in an amount not to exceed \$194,520.84, a copy of which is hereto attached as "Exhibit 2"; and

WHEREAS, the City Commission of the City of Tamarac, Florida, deems it to be in the best interest of the citizens and residents of the City of Tamarac to approve

Change Order No. 1 to the contract for the Tamarac Lakes South Watermain Improvements Project and authorize an additional expenditure in an amount not to exceed \$194,520.84 for said purpose, a copy of said Change Order No. 1 is hereto attached as "Exhibit 2".

NOW, THEREFORE, BE IT RESOLVED BY THE CITY COMMISSION OF THE CITY OF TAMARAC, FLORIDA:

SECTION 1: The foregoing "WHEREAS" clauses are HEREBY ratified and confirmed as being true and correct and are HEREBY made a specific part of this Resolution. All Exhibits attached hereto are incorporated herein and made a specific part of this Resolution.

SECTION 2: The City Commission HEREBY approves Change Order No. 1 to the agreement with Roadway Construction, LLC for the Tamarac Lakes South Watermain Improvements Project, at a cost not to exceed \$194,520.84 and authorizes the appropriate City Officials to accept and execute said Change Order in an amount not to exceed \$194,520.84, a copy of Change Order No. 1 is hereto attached as "Exhibit 2".

SECTION 3: An additional expenditure in an amount not to exceed \$194,520.84 is HEREBY approved.

SECTION 4: An appropriation in an amount not to exceed \$194,520.84 is HEREBY approved and shall be included in a Budget Amendment prior to November 30, 2019.

SECTION 5: All resolutions or parts of resolutions in conflict herewith are hereby repealed to the extent of such conflict.

SECTION 6: If any clause, section, other part or application of this Resolution is held by any court of competent jurisdiction to be unconstitutional or invalid, in part or application, it shall not affect the validity of the remaining portions or applications of this Resolution.

The remainder of this page is intentionally left blank

SECTION 7: This Resolution shall become effective immediately upon adoption.

PASSED, ADOPTED AND APPROVED this _____ day of _____, 2018.


MICHELLE GOMEZ
Mayor

ATTEST:

PATRICIA TEUFEL, CMC
City Clerk

I HEREBY CERTIFY that I have
approved this RESOLUTION as to form.

SAMUEL S. GOREN
City Attorney



"EXHIBIT 1" TR #13215

Change Order Proposal



| | | | | | |
|--|---|------------------|--------|------------------|----------------|
| Project: | Tamarac Lakes South Water Main Improvements | | | Change Order: | 1 |
| Owner: | City of Tamarac | | | Initiation Date: | 11/26/2018 |
| Engineer: | Mathews Consulting, a Baxter & Woodman Company | | | | |
| Contractor: | Roadway Construction LLC | | | | |
| | | | | | |
| Description: | Change Order 001 is for construction of approximately 3680 LF of 12" PVC water main in lieu of 8" PVC watermain along the north perimeter of the project in the City of Tamarac, Florida. | | | | |
| | | | | | |
| Item: | Description: | Quantity: | Units: | Unit Price: | Total: |
| 7 | 8" PVC (C-900) RJ DR-18 | 2000 | LF | (\$55.00) | (\$110,000.00) |
| 7a | 12" PVC (C-900) RJ DR-18 | 2000 | LF | \$94.00 | \$188,000.00 |
| 8 | 8" PVC (C-900) Push Join DR-18 | 1680 | LF | (\$41.00) | (\$68,880.00) |
| 8a | 12" PVC (C-900) Push Join DR-18 | 1680 | LF | \$72.00 | \$120,960.00 |
| 9 | F&I Gate Valve Assembly (8") | 12 | EA | (\$1,300.50) | (\$15,606.00) |
| 9a | F&I Gate Valve Assembly (12") | 12 | EA | \$2,933.50 | \$35,202.00 |
| 13 | DIP Compact Fittings (8") | 1.8 | TONS | (\$10,293.50) | (\$18,528.30) |
| 13a | DIP Compact Fittings (12") | 3.3 | TONS | \$15,572.56 | \$51,389.45 |
| 14 | F&I 1" Single WS Short (Meter and box by the City) (8") | 2 | EA | (\$1,120.50) | (\$2,241.00) |
| 14a | F&I 1" Single WS Short (Meter and box by the City) (12") | 2 | EA | \$1,546.50 | \$3,093.00 |
| 15 | F&I 1" Single WS Long (Meter and box by the City) (8") | 2 | EA | (\$1,233.00) | (\$2,466.00) |
| 15a | F&I 1" Single WS Long (Meter and box by the City) (12") | 2 | EA | \$1,490.50 | \$2,981.00 |
| 17 | F&I 11/2" Dual WS Short (Meter and box by the City) (8") | 8 | EA | (\$1,470.50) | (\$11,764.00) |
| 17a | F&I 11/2" Dual WS Short (Meter and box by the City) (12") | 8 | EA | \$1,926.00 | \$15,408.00 |
| 18 | F&I 11/2" Dual WS Long (Meter and box by the City) (8") | 12 | EA | (\$1,570.00) | (\$18,840.00) |
| 18a | F&I 11/2" Dual WS Long (Meter and box by the City) (12") | 12 | EA | \$1,911.50 | \$22,938.00 |
| | | 12" WM Sub-Total | | | \$439,971.45 |
| | | 8" WM Sub-Total | | | (\$248,325.30) |
| | | Subtotal | | | \$191,646.15 |
| | | Bond 1.5% | | | \$2,874.69 |
| Total Cost of Change Order 1: | | | | | \$194,520.84 |
| Total Time Extension for Change Order 1: | | | | | 0 Days |
| | | | | | |
| Total Cost of Change Order 1: | | | | | \$194,520.84 |
| Original Contract Amount: | | | | | \$1,730,385.75 |
| Updated Contract Amount: | | | | | \$1,924,906.59 |
| Original Substantial Completion Date: | | | | | 4/17/2019 |

| Owner | Engineer | Contractor |
|---|---|---|
| Earl Henry, P.E. City of Tamarac 6011 Nob Hill Road Tamarac, FL 33321 | Ian John, E.I. Mathews Consulting 477 S. Rosemary Avenue West Palm Beach, FL 33401 | Silvio Rubi Roadway Construction, LLC 12391 SW 130th Street Miami, FL 33186 |
| Sign:  Date: 11/28/2018 | Sign:  Date: 11/27/2018 | Sign:  Date: 11/27/2018 |



12391 SW 130th Street
Miami, Florida 33186
PH: (786) 842-3952 Fax: (786) 732-6431
CGC 1521202 I CUC 1225013

ATTN: Mr. Ian G. John, EL
Mathews Consulting
477 S. Rosemary Ave., Suite 330
West Palm Beach, FL 33401

DATE: November 23, 2018
REVISION: 3
ROADWAY JOB#: 18-48
PROJECT NUMBER: 18-02B
RCO # 1
PURCHASE ORDER: N/A

Project: Tamarac Lakes South Water Main Improvements
SUBJECT: 12" PVC Pipe Upsizing

| QTY | UNIT | DESCRIPTION | SUB | UNIT PRICE | TOTAL |
|---|------|---|---|------------------|-----------------|
| 2,000 | LF | 7.) 8" PVC (C-900) RJ DR-18 | N/A | \$ (55.00) | \$ (110,000.00) |
| 2,000 | LF | 7a.) 12" PVC (C-900) RJ DR-18 | N/A | \$ 94.00 | \$ 188,000.00 |
| 1,680 | LF | 8.) 8" PVC (C-900) (Push Join) DR-18 | N/A | \$ (41.00) | \$ (68,880.00) |
| 1,680 | LF | 8a.) 12" PVC (C-900) (Push Join) DR-18 | N/A | \$ 72.00 | \$ 120,960.00 |
| 12 | EA | 9.) F&I Gate valve assemble (8") | N/A | \$ (1,300.50) | \$ (15,606.00) |
| 12 | EA | 9a.) F&I Gate valve assemble (12") | N/A | \$ 2,933.50 | \$ 35,202.00 |
| 1.80 | TONS | 13.) DIP Compact Fittings (8") | N/A | \$ (10,293.50) | \$ (18,528.30) |
| 3.30 | TONS | 13a.) DIP Compact Fittings (12") | N/A | \$ 15,572.56 | \$ 51,389.45 |
| 2 | EA | 14.) F&I 1" single WS Short (meter and box by the city) (8") | N/A | \$ (1,120.50) | \$ (2,241.00) |
| 2 | EA | 14a.) F&I 1" single WS Short (meter and box by the city) (12") | N/A | \$ 1,546.50 | \$ 3,093.00 |
| 2 | EA | 15.) F&I 1" single WS Long (meter and box by the city) (8") | N/A | \$ (1,233.00) | \$ (2,466.00) |
| 2 | EA | 15a.) F&I 1" single WS Long (meter and box by the city) (12") | N/A | \$ 1,490.50 | \$ 2,981.00 |
| 8 | EA | 17.) F&I 11/2" dual WS Short (meter and box by the city) (8") | N/A | \$ (1,470.50) | \$ (11,764.00) |
| 8 | EA | 17a.) F&I 11/2" dual WS Short (meter and box by the city) (12") | N/A | \$ 1,926.00 | \$ 15,408.00 |
| 12 | EA | 18.) F&I 11/2" dual WS Long (meter and box by the city) (8") | N/A | \$ (1,570.00) | \$ (18,840.00) |
| 12 | EA | 18a.) F&I 11/2" dual WS Long (meter and box by the city) (12") | N/A | \$ 1,911.50 | \$ 22,938.00 |
| | | | | 12" WM Sub-Total | \$ 439,971.45 |
| | | | | 8" WM Sub-Total | \$ (248,325.30) |
| SUBTOTAL | | | | | \$ 191,646.15 |
| BOND 1.5% | | | | | \$ 2,874.69 |
| TOTAL | | | | | \$194,520.84 |
| PLEASE CALL W/ ANY QUESTIONS REGARDING THIS PROPOSAL. | | | | | |
| SUBMITTED BY: | | DATE: | APPROVED BY: | | DATE: |
| | | 11/23/2018 | | | |
| Juan Quiroz Project Manager Roadway Construction, LLC | | | Mr. Ian G. John, EL Construction Manager Mathews Consulting | | |

“EXHIBIT 2” TR #13215

CHANGE ORDER

DATE OF ISSUANCE: **November 26, 2018**

CHANGE ORDER NO.: **1**

OWNER: CITY OF TAMARAC
7525 NW 88th Avenue
Tamarac, FL 33321-2401

PROJECT NAME
Tamarac Lakes South WM Improvements

CONTRACTOR: **Roadway Construction LLC**
12391 SW 130th Street
Miami, FL 33186

Bid No.: **18-02B**
P.O. No.: **210821**
Project No.: **UT16K**
Account No.: **441-6030-533.63-30**

IN COMPLIANCE WITH SPECIFICATIONS IN THE ABOVE REFERENCED CONTRACT, THE CONTRACTOR AND THE CITY DO BOTH HEREBY AGREE THAT THE CONTRACTOR SHALL MAKE THE FOLLOWING CHANGES, ADDITIONS OR DELETIONS TO THE SCOPE OF WORK SPECIFIED IN THE PLANS AND SPECIFICATIONS.

DESCRIPTION:

This Change Order is to allow the contractor to change the pipe size from 8 inches to 12 inches along the northern pipeline route to accommodate future connection of the Tamarac Utilities East communities to the City of Tamarac's Water Distribution System.

PURPOSE OF CHANGE ORDER:

The purpose of this Change Order is to provide for the difference in the costs of labor and materials for the change from installing 8-inch pipeline to installing 12-inch pipeline.

| CHANGE IN CONTRACT PRICE | CHANGE IN CONTRACT TIME |
|---|--|
| Original Contract Price \$ 1,730,385.75 | Original Contract Time 270 DAYS |
| Previous Change Orders and/or Amendments \$ 0 | Net change from previous Change Order(s) 0 DAYS |
| Contract Price prior to this Change Order \$ 1,730,385.75 | Contract Time Prior to this Change Order 270 DAYS |
| Net (Increase) of this Change Order not to exceed \$ 194,520.84 | Net (Increase) of this Change Order 0 DAYS |
| Contract Price with all approved Change Orders \$ 1,924,906.59 | Contract Time with all approved Change Orders 270 DAYS |

RECOMMENDED

APPROVED

APPROVED

BY _____
Jack Strain
Public Services Director

BY _____
Michael Cernech
City Manager

BY _____
Silvio Rubio
Roadway Construction, LLC

Date _____

Date _____

Date _____



Title - Economic Development Update

Economic Development Update - ***City Manager Michael Cernech, Assistant City Manager Kathleen Gunn and Assistant to the City Manager Laura Karpaviciute***



Title - TR13212 - Election of a Vice Mayor

Item No. 6 (g) on the Consent Agenda. (TR13212) A Resolution of the City Commission of the City of Tamarac, Florida, electing a Vice Mayor to serve a term beginning December 12, 2018 and ending November 2019, with no succession; providing for conflicts; providing for severability; and providing for an effective date. - ***Assistant City Clerk Lillian Pabon***

ATTACHMENTS:

| Description | Upload Date | Type |
|------------------------|--------------------|-------------|
| ▣ TR13212 - Memo | 11/13/2018 | Cover Memo |
| ▣ TR13212 - Resolution | 11/13/2018 | Resolution |

**CITY OF TAMARAC
INTEROFFICE MEMORANDUM
CITY CLERK**

TO: Michael Cernech, City Manager

DATE: November 7, 2018

**FROM: Patricia Teufel,
City Clerk**

**RE: Temporary Resolution 13212–
Election of Vice Mayor**

Recommendation: That the Mayor and City Commissioners elect a Vice Mayor from among the commissioners to serve a term from December 12, 2018 through November 2019.

Issue: The current term of the Vice Mayor has expired, and a new Vice Mayor must be elected.

Background: Section 4.03 of the Tamarac Charter provides for the election of a Vice Mayor, and stipulates in part that: “Beginning November 2008, and each November thereafter, no earlier than the third Tuesday, a majority of the commissioners shall elect a Vice Mayor. The Vice Mayor shall serve a term of one year and shall not serve successive one-year terms.”

FISCAL IMPACT: None.

CITY OF TAMARAC, FLORIDA
RESOLUTION NO. R-2018-

A RESOLUTION OF THE CITY COMMISSION OF THE CITY OF TAMARAC, FLORIDA, ELECTING A VICE MAYOR TO SERVE A TERM BEGINNING DECEMBER 12, 2018 AND ENDING NOVEMBER 2019, WITH NO SUCCESSION; PROVIDING FOR CONFLICTS; PROVIDING FOR SEVERABILITY; AND PROVIDING FOR AN EFFECTIVE DATE.

WHEREAS, Section 4.03 of the Tamarac City Charter provides in pertinent part: “. . . Beginning November 2008, and each November thereafter, no earlier than the third Tuesday, a majority of the commissioners shall elect a Vice Mayor . . .”; and

WHEREAS, Section 4.03 of the Tamarac City Charter further provides that “. . . The Vice Mayor shall serve a term of one year and shall not serve successive one-year terms.”; and

WHEREAS, the City Clerk and City Manager recommend the City Commission elect a Vice Mayor to serve a one-year term with no succession; and

WHEREAS, the City Commission of the City of Tamarac deems it to be in the best interests of the citizens and residents of the City of Tamarac to elect a Vice Mayor to serve from December 12, 2018 through November 2019 with no successive one-year terms.

NOW, THEREFORE, BE IT RESOLVED BY THE CITY COMMISSION OF THE CITY OF TAMARAC, FLORIDA:

SECTION 1: That the foregoing “WHEREAS” clauses are hereby ratified and confirmed as being true and correct and are hereby made a specific part of this Resolution.

SECTION 2: That _____ is elected to serve as Vice Mayor, for a term beginning December 12, 2018 and ending November 2019, with no succession.

SECTION 3: All resolutions or parts of resolutions in conflict herewith are hereby repealed to the extent of such conflict.

SECTION 4: If any clause, section, other part or application of this Resolution is held by any court of competent jurisdiction to be unconstitutional or invalid, in part or application, it shall not affect the validity of the remaining portions or applications of this Resolution.

SECTION 5: This Resolution shall become effective immediately upon adoption.
PASSED, ADOPTED AND APPROVED this ____ day of _____, 2018.

MICHELLE J. GOMEZ, MAYOR

ATTEST:

PATRICIA TEUFEL, CMC
CITY CLERK

RECORD OF COMMISSION VOTE:

| | |
|-----------------|-------|
| MAYOR GOMEZ | _____ |
| DIST 1: BOLTON | _____ |
| DIST 2: GELIN | _____ |
| DIST 3: FISHMAN | _____ |
| DIST 4: PLACKO | _____ |

I HEREBY CERTIFY that
I have approved this
RESOLUTION as to form.

SAMUEL S. GOREN
CITY ATTORNEY



Title - Other